



THIRTY-EIGHTH PARLIAMENT

**WORK OF THE
LEGISLATIVE COUNCIL IN 2008**

Published by authority of the
Clerk of the Legislative Council of Western Australia

O U R M I S S I O N

To pursue excellence in supporting the Legislative Council.

PRESIDING OFFICER

President of the Legislative Council
Hon Nick Griffiths MLC

ACCOUNTABLE AUTHORITY

Department of the Legislative Council

LOCATION

Parliament House
Harvest Terrace
PERTH WA 6000

CONTACT

Telephone: (08) 9222 7222
Facsimile: (08) 9222 7819
Email: council@parliament.wa.gov.au
Web: www.parliament.wa.gov.au

ISBN 978-1-921243-82-0



**DEPARTMENT OF THE
LEGISLATIVE COUNCIL**

**WORK OF THE
LEGISLATIVE COUNCIL IN 2008**

L I S T O F D E F I N E D
T E R M S A N D A C R O N Y M S

Assembly	Legislative Assembly
Clerk	Clerk of the Legislative Council
Committee Office	Legislative Council Committee Office
Council	Legislative Council
Department	Department of the Legislative Council
Procedure Office	Legislative Council Procedure Office
PSD	Parliamentary Services Department
WA	Western Australia

LIST OF FIGURES AND TABLES

Figures

Figure 1: Comparison of House and Committee Hours 2004 - 2008	3
Figure 2: Political Composition of the Council at 20 November 2007	4
Figure 3: Political Composition of the Council at 1 August 2008.....	5
Figure 4: Government Time as a Proportion of Total Time 2005 - 2008.....	9
Figure 5: Days and Hours of Sitting 2004 - 2008.....	9
Figure 6: Total Time and Government Time 2004 - 2008	10
Figure 7: Bills Passed 2004 - 2008	11
Figure 8: Average sitting hours per Bill Passed	11
Figure 9: Average Pages of Legislation Considered per Sitting Hour.....	12
Figure 10: Average Number of Amendments per Bill Passed.....	12
Figure 11: Bills Initiated in the Council	14

Tables

Table 1: Sitting hours under Rules of the House 2005 - 2008.....	8
Table 2: Comparison of the committee system in 2004 / first half of 2005 to current system. 15	

C O N T E N T S

LIST OF DEFINED TERMS AND ACRONYMS	
LIST OF FIGURES AND TABLES	
CHAPTER 1 INTRODUCTION	1
ABOUT THIS PUBLICATION	1
FOCUS ON RESULTS	1
SIGNIFICANT FACTORS AFFECTING COUNCIL BUSINESS IN 2008	1
FURTHER INFORMATION	5
CHAPTER 2 WORK OF THE LEGISLATIVE COUNCIL CHAMBER	7
PASSAGE OF LEGISLATION	11
BILLS CONSIDERED AND PASSED BY THE COUNCIL	11
CHAPTER 3 WORK OF THE LEGISLATIVE COUNCIL COMMITTEE OFFICE 2008	15
BACKGROUND	15
NOTE ON STATISTICS AND KEY TO ABBREVIATIONS	17
APPENDIX 1 CHAMBER PUBLICATIONS 2008	19
CHAMBER PUBLICATIONS	19
TABLED PAPERS 2008	20
TABLED PAPERS 2004-2008	21
QUESTIONS ON NOTICE 2008	22
QUESTIONS ON NOTICE 2004-2008	23
QUESTIONS ON NOTICE NOT ANSWERED WITHIN 9 SITTING DAYS 2008	24
QUESTIONS ON NOTICE NOT ANSWERED WITHIN 9 SITTING DAYS 2004-2008	25
AMENDMENTS CONTAINED IN SUPPLEMENTARY NOTICE PAPERS 2008.....	26
AMENDMENTS CONTAINED IN SUPPLEMENTARY NOTICE PAPERS 2004-2008	27
SETS OF AMENDMENTS CIRCULATED 2004-2008	28
APPENDIX 2 PROCEDURES IN THE HOUSE	29
STATEMENTS BY MINISTERS AND PARLIAMENTARY SECRETARIES 2008	29
STATEMENTS BY MINISTERS AND PARLIAMENTARY SECRETARIES 2004-2008	30
QUESTIONS WITHOUT NOTICE 2008	31
QUESTIONS WITHOUT NOTICE 2004-2008	32
MOTIONS ON NOTICE 2008	33
URGENCY MOTIONS 2008	34
DISALLOWANCE MOTIONS 2008	35
NUMBER OF SPEAKERS DURING ADJOURNMENT DEBATE/MEMBERS' STATEMENTS 2008	36
TIME SPENT IN ADJOURNMENT DEBATE/MEMBERS STATEMENTS 2008 (MINUTES).....	37

APPENDIX 3 BILLS AND AMENDMENTS	39
BILLS PASSED 2008	39
BILLS THAT DID NOT COMPLETE PASSAGE 2008.....	41
BILLS PASSED AND LEGISLATION VOLUME COMPARISON 1993-2008.....	42
BILLS PASSED 1993-2008	43
PAGES OF LEGISLATION CONSIDERED 1993-2008.....	43
BILLS 2004-2008 COMPARISON.....	44
APPENDIX 4 SITTING SCHEDULE 2008	47
APPENDIX 5 STANDING COMMITTEE STATISTICS 2008	49
APPENDIX 6 SELECT COMMITTEE STATISTICS 2008 AND COMPARISON: 2004, 2005,	
 2006, 2007 AND 2008	57
APPENDIX 7 TRAVEL STATISTICS 2008 AND COMPARISON: 2004, 2005, 2006, 2007 AND	
 2008	63

CHAPTER 1 INTRODUCTION

ABOUT THIS PUBLICATION

The Department of the Legislative Council has compiled these statistics on the operation of the Legislative Council for the information of members and the public. This publication is for the calendar year 2008. The sitting period during 2008 was from 19 February 2008 to 9 December 2008. This period oversaw the finalisation of the 37th Parliament, and the beginning of the first session of the 38th Parliament which followed the State General Election on 6 September 2008.

This report augments the statistics provided in the Annual Report of the Department of the Legislative Council.¹ The statistical information in this report is based on the calendar year rather than the financial year information contained in the annual report.

The decision to provide statistical information on the basis of a calendar year rather than for each session of Parliament was prompted by the Government's decision not to prorogue the annual sessions of Parliament since 2003. For many years the Houses of Parliament were prorogued in August of each year. Since the decision in 2003, prorogation only occurs prior to the dissolution of the Legislative Assembly in preparation for a State general election. As such, the usual four year parliament will comprise just one session rather than four.

The addition of calendar year reporting of statistical information also mirrors the way in which Bills are treated once passed and become Acts of Parliament on receiving the Royal Assent. Acts are numbered in accordance with the calendar year in which they are passed and not by session.

FOCUS ON RESULTS

The Department's mission is to pursue excellence in supporting the Legislative Council. The Department achieves this by providing professional, advisory and administrative support to the members and officers of the Council. The Department's purpose in gathering statistics is to help it provide better and more relevant services to members and the public.

SIGNIFICANT FACTORS AFFECTING COUNCIL BUSINESS IN 2008

Rules of the House

The Legislative Council operates under rules (Standing Orders) which determine the amount of time allocated to particular matters and the hours and days on which the Council meets. These rules may be varied for particular lengths of time by the adoption of alternate sets of rules known as Sessional or Temporary Orders. The adoption of different procedural regimes during various periods affects the work of the House and the statistics generated.

As such, information on the periods where the Council has operated under different procedural regimes is provided as explanatory material to assist in interpreting the statistics on the operation of the Chamber. Some analysis of the effect of different procedural regimes on chamber business is also provided.

¹ Annual Reports of the Department of the Legislative Council can be viewed on the Parliament House website at www.parliament.wa.gov.au. Go to "Legislative Council" click on "Publications" and follow the link to the annual report.

The term 'sessional' was previously broadly used to describe a parliamentary year, and relates to when each 'session' or calendar year of a parliament was prorogued and the next was formally opened by the Governor. This process was abandoned during the 36th Parliament. Thereafter, there was one formal opening of the Parliament and the 'session' was the entire four year term. The change had the effect of freeing more hours for general parliamentary business over the life of the Parliament, as each opening of Parliament is followed by a lengthy debate known as the Address in Reply, which examines the broad policy agenda of the Government of the day. Since the 36th Parliament, this only occurs once per four year term, rather than annually. The term 'session' has fallen out of use in recent times, but has sometimes been used to describe temporary orders applying for a substantial period of a calendar year.

Temporary Orders

The Council operated under Temporary Orders for the nearly half of the 45 sitting days in 2008. The Council operated under Temporary Orders for the following periods which affected 22 sitting days:

2-10 April 2008;

7-16 April 2008;

27 May-5 June 2008;

17 June- 26 June 2008; and

9 December 2008.

The differing arrangements for the Standing and Temporary Orders are graphically represented in the following charts. The charts are a simplified representation of sitting arrangements and only provide a general guide to business in the Chamber. The actual allocation of time devoted to particular matters may vary. The statistics on the work of the House provided in this publication provides details on actual outcomes, such as how much time was devoted to government business.

LEGISLATIVE COUNCIL ORDER OF BUSINESS
TEMPORARY ORDER

TIMES	TUESDAY	WEDNESDAY	THURSDAY	TIMES
10.00am - 1.00pm			FORMAL BUSINESS AND NON-OFFICIAL BUSINESS**	10.00am - 1.00pm
1.00pm - 2.00pm			LUNCH (1.00pm)	1.00pm - 2.00pm
2.00pm - 2.30pm				2.00pm - 2.30pm
2.30pm - 3.00pm		FORMAL BUSINESS AND MOTIONS ON NOTICE**	ORDERS OF THE DAY	2.30pm - 3.00pm
3.00pm - 3.30pm	FORMAL BUSINESS AND ORDERS OF THE DAY			3.00pm - 3.30pm
3.30pm - 4.15pm				3.30pm - 4.15pm
4.15pm - 4.30pm		AFTERNOON TEA (4.15pm)	AFTERNOON TEA (4.15pm)	4.15pm - 4.30pm
4.30pm - 5.00pm	QUESTIONS WITHOUT NOTICE	QUESTIONS WITHOUT NOTICE	QUESTIONS WITHOUT NOTICE	4.30pm - 5.00pm
5.00pm - 5.30pm	ORDERS OF THE DAY	COMMITTEE REPORTS AND MINISTERIAL STATEMENTS	ORDERS OF THE DAY	5.00pm - 5.30pm
5.30pm - 6.00pm				5.30pm - 6.00pm
6.00pm - 7.30pm	DINNER (6.00pm)	DINNER (6.00pm)		6.00pm - 7.30pm
7.30pm - 9.00pm	ORDERS OF THE DAY	ORDERS OF THE DAY		7.30pm - 9.00pm
9.00pm - 9.45pm				9.00pm - 9.45pm
9.45pm - 10.00pm	MEMBERS' STATEMENTS**	MEMBERS' STATEMENTS***		9.45pm - 10.00pm
10.00pm - 10.25pm				10.00pm - 10.25pm
	* Debate interrupted at either 9.45pm, or 9.40pm if in Committee ** Maximum debating time - 40 mins	* Maximum debating time on each motion - 240 mins (4 hours) * If no business, or consideration of business is disposed of before expiry of time reserved, House proceeds to Orders of the Day ** Debate interrupted at either 9.45pm, or 9.40pm if in Committee *** Maximum debating time - 40 mins	* Maximum debating time - 120 mins (2 hours) * If no business, or consideration of business is disposed of before expiry of time reserved, House proceeds to Orders of the Day ** Debate interrupted at either 6.00pm, or 5.55pm if in Committee	



**Legislative Council Order of Business on a Sitting Day
(Standing Orders)**

TIMES	TUESDAY	WEDNESDAY	THURSDAY	TIMES
11.00am - 12.00pm			11.00am HOUSE MEETS FORMAL BUSINESS* AND MOTIONS	11.00am - 12.00pm
12.00pm - 1.00pm			CONSIDERATION OF COMMITTEE REPORTS	12.00pm - 1.00pm
1.00pm - 2.00pm			LUNCH (1.00pm)	1.00pm - 2.00pm
2.00pm - 3.30pm			ORDERS OF THE DAY	2.00pm - 3.30pm
3.30pm - 3.45pm	3.30pm HOUSE MEETS FORMAL BUSINESS* AND URGENCY MOTION		AFTERNOON TEA (3.45pm)	3.30pm - 3.45pm
3.45pm - 4.00pm		4.00pm HOUSE MEETS FORMAL BUSINESS* AND MOTIONS	QUESTIONS WITHOUT NOTICE	3.45pm - 4.00pm
4.00pm - 4.30pm			ORDERS OF THE DAY [^]	4.00pm - 4.30pm
4.30pm - 5.00pm	ORDERS OF THE DAY			4.30pm - 5.00pm
5.00pm - 5.30pm	QUESTIONS WITHOUT NOTICE	QUESTIONS WITHOUT NOTICE	5.00pm ADJOURNMENT DEBATE [†] (MAX 40 MINUTES)	5.00pm - 5.30pm
5.30pm - 5.40pm	ORDERS OF THE DAY	ORDERS OF THE DAY		5.30pm - 5.40pm
5.40pm - 6.00pm				5.40pm - 6.00pm
6.00pm - 7.30pm	DINNER (6.00pm)	DINNER (6.00pm)		6.00pm - 7.30pm
7.30pm - 10.00pm	ORDERS OF THE DAY [^]	ORDERS OF THE DAY [^]		7.30pm - 10.00pm
10.00pm - 10.40pm	10.00pm ADJOURNMENT DEBATE [†] (MAX 40 MINUTES)	10.00pm ADJOURNMENT DEBATE [†] (MAX 40 MINUTES)		10.00pm - 10.40pm

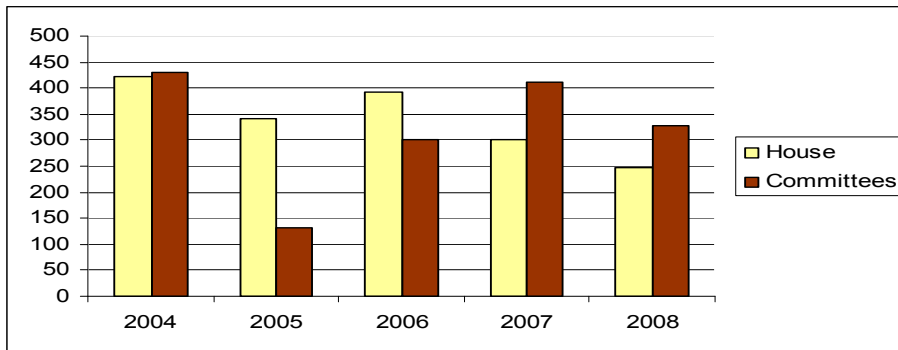
* Formal Business Includes: Petitions, Ministerial Statements, Papers for Tabling, Notice of Questions, Notice of Motions to Introduce Bills, Notice of Motions for Disallowance, Notice of Motions, Motions without Notice

House and Committee Hours

The Temporary Orders had an effect on the operation of Legislative Council committees, which typically meet on a Wednesday prior to the sitting to conduct their business. As the Council met two hours earlier on Wednesdays under Temporary Orders, this reduced the amount of time available for Committee work on those days.

Another factor affecting Committee operations is the creation of select committees, which require resources normally dedicated to supporting the Standing Committees to be diverted. Select Committees are one of the factors that may affect the total annual sitting hours of the Council committees. Committee sitting hours are compared to the sitting hours of the Chamber in Figure 1 below.

Figure 1: Comparison of House and Committee Hours 2004 - 2008



State Election

Writs were issued for a General State Election on 7 August 2008 and the General Election held on Saturday 6 September 2008. The Legislative Council was prorogued by the Governor and did not meet in the period between the last sitting day of the 37th Parliament on 26 June 2008 and the opening of the 38th Parliament on 6 November 2008, a period of over four months. This was the main contributor to the comparatively low number of total sitting days in 2008, which is clearly visible in Figure 5.

The election resulted in the formation of a Liberal-National Government in the Legislative Assembly, with consequential changes in roles for members in the Legislative Council. While the new Council members will not take their seats until 22 May 2009, there were immediate effects on Council Business.

The dissolution of the Lower House and proroguing of the Legislative Council has a substantial impact on matters that were before the House and the work of Committees of the Council. Bills lapse from the Notice Paper on prorogation and therefore the ability to debate reports on those Bills also lapses.

With regard to the Committees of the Council, standing committees of the Legislative Council and the Joint Standing Committee on Delegated Legislation continue for the life of the Parliament and consequently chairmen and members do not need to be reappointed for each session. However in practice as prorogation terminates the work of the Legislative Council, it also suspends the ability of standing committees to meet between prorogation and opening of a new session (recess); and select committees must be 'reappointed' for each session before they can transact business.

Changes to the Political Composition of the House

The conduct of business in the Council is strongly affected by the political composition of the House. Hon Shelly Archer resigned from the Labor Party on 21 November 2007 to sit as an independent on the cross-benches. Hon Anthony Fels resigned from the Liberal Party on 1 August 2008 to sit as an independent, and on 6 September 2008 became a member of the Family First Party. The effect on the composition of the House is displayed in Figures 2 and 3.

Figure 2: Political Composition of the Council at 20 November

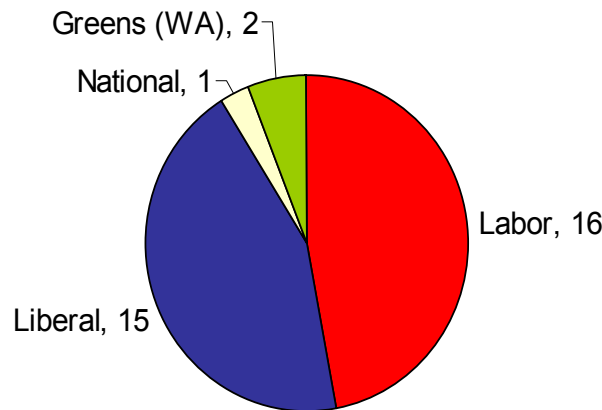
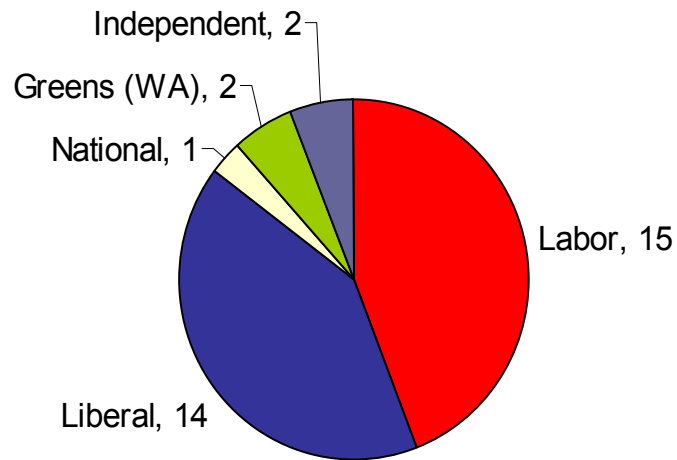


Figure 3: Political Composition of the Council at 1 August 2008



FURTHER INFORMATION

Further information about the work of the Legislative Council is provided in the Department's Annual Business Plan and its Annual Report. Details of proceedings of the House and work of the Council's committees may be found on the Parliament House website. Inquiries regarding the data and information in this publication should be directed to Donald Allison, Clerk Assistant (House).

Mr Malcolm Peacock
Clerk of the Legislative Council

21 May 2009

CHAPTER 2 WORK OF THE LEGISLATIVE COUNCIL CHAMBER

This chapter provides data and analysis on the work of the Legislative Council Chamber during 2008, as well as year to year (historical) comparisons. The effect of the different procedural regimes on the work of the House is considered, focussing on the impact on Government business.

More detailed information and data on these matters and other functions of the House is provided in Appendix 1 (Chamber Publications), Appendix 2 (Procedures in the House) and Appendix 3 (Bills and Amendments). The appendices also provide historical data as far back as 1993 on some measures.

Effect of Different Procedural Orders

Around half the sitting days in 2008 were conducted under different procedural regimes. The effect of the introduction of Temporary Orders during parts of 2008 was to alter the schedule of sittings, sitting times and periods of time allocated for different forms of business. The impact on sitting hours was to provide an additional 3 hours and 20 minutes per week, primarily due to earlier starting times. This additional time was allocated to provide more time for both government business and non-official business.

The Temporary Orders provided an additional 1.5 hours a week for Orders of the Day, which is regarded as government business time.

In terms of non-official business, up to 2 hours debating time was provided on a Thursday under the Temporary Orders. Against this, the one hour normally provided under Standing Orders on a Tuesday for Urgency Motions, which by convention is used for non-government business, was lost.

Motions on Notice are potentially provided by both government and non-government members, but tend to be primarily moved by non-government members. Under Standing Orders, these occur for up to an hour on Wednesday and Thursday. Under the Temporary Orders, these only occurred on a Wednesday and potentially on a Thursday in the period allowed for Non-Official Business.

The Temporary Orders applied during parts of 2008 provided for an average of an additional hour and ten minutes per sitting day. The average sitting hours per day under Standing Orders in 2008 was around four hours and fifty minutes. Under the Temporary Orders, the average sitting hours per day in 2008 was slightly over six hours. The difference between the figures is slightly exaggerated by the Opening of Parliament, which is a comparatively short sitting day which occurred under Standing Orders.

Table 1 provides summary information on the procedural regimes applying since 2005 and the outcomes in terms of sitting times and time devoted to Government business.

Table 1: Sitting hours under Rules of the House 2005 - 2008

PARLIAMENT/SESSION/YEAR	PERIOD	SITTING DAYS	SITTING HOURS	GOVT. HOURS (APPROX)
37 th Parliament - 1 st Session under Standing Orders (2005)	29/03/05 - 27/04/05	8	34	12
37 th Parliament - 1 st Session under Temporary Order (2005)	27/04/05 - 19/05/05	9	74	51
37 th Parliament - 1 st Session under Standing Orders (2005)	24/05/05 - 30/06/05	9	44	16
37 th Parliament - 1 st Session under Sessional Orders MKIII (2005)	16/08/05 - 01/12/05	30	190	115
37 th Parliament - 1 st Session under Standing Orders (2006)	14/03/06 - 23/03/06	6	31	11
37 th Parliament - 1 st Session under Sessional Orders MKIV(2006)	4/04/06 - 7/12/06	59	362	222
37 th Parliament - 1 st Session under Standing Orders (2007)	20/03/07 - 6/12/07	59	301	126
37 th Parliament - 1 st Session under Standing Orders (2008)	19/02/08 - 01/04/08	14*	70	33
37 th Parliament - 1 st Session under Temporary Orders (2008)	02/04/08 - 26/06/08	22	132	69
38 th Parliament - 1 st Session under Standing Orders (2008)	06/11/08 - 03/12/08	9	40	14.5
38 th Parliament - 1 st Session under Temporary Orders (2008)	09/12/08	1	5	4

* Note that 06/05/2008 was a single sitting day under Standing Orders occurring within a period of Temporary Orders. It is included within this period for simplicity of presentation.

Figure 4 below shows Government business time as a proportion of total time under the various procedural regimes in place from 2005-2008. Figure 5 provides details of the total sitting times (days and hours) during approximately the same period.

Figure 4: Government Time as a Proportion of Total Time 2005 - 2008

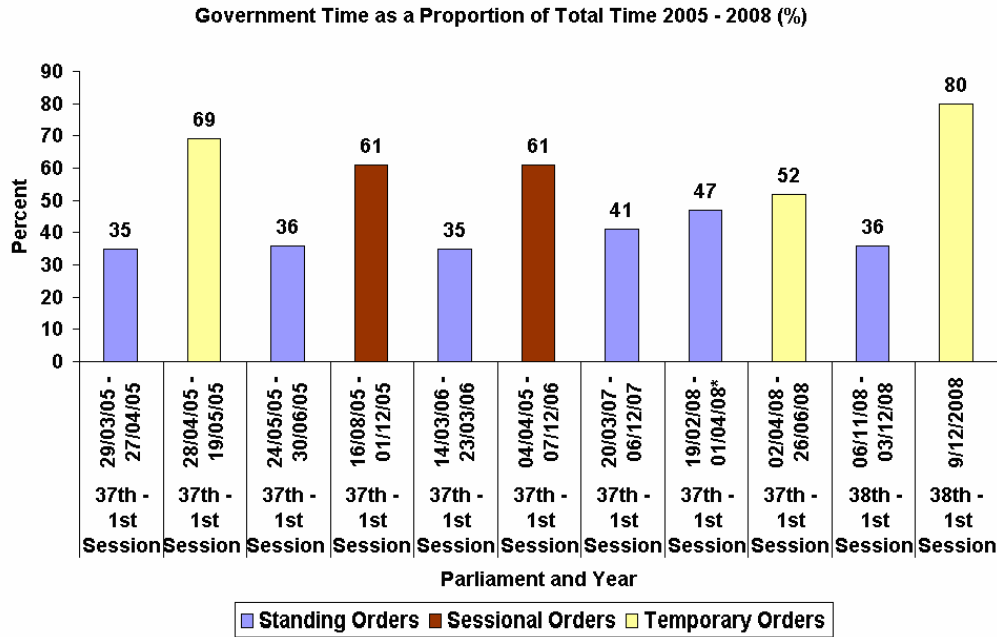
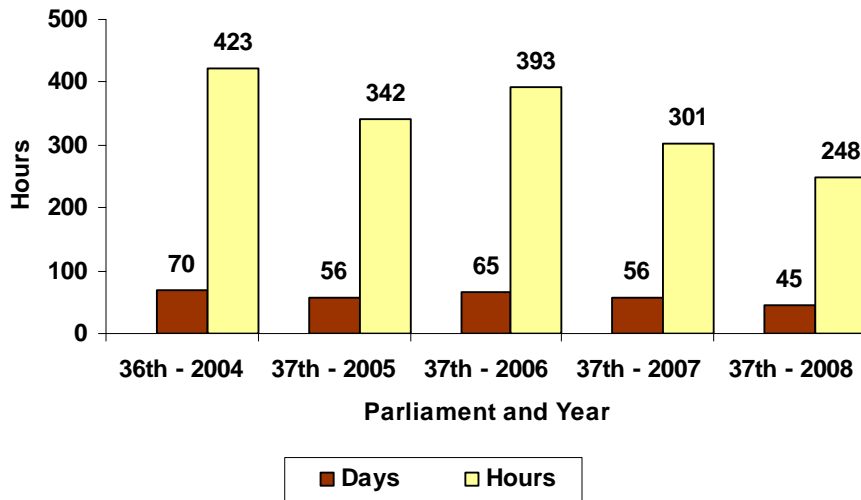


Figure 5: Days and Hours of Sitting 2004 - 2008



Effect of Different Procedural Orders on Government Business Time

A comparison of times under the Standing Order and Temporary Order regimes devoted to government business indicates that government business time has consistently been higher during periods in which Temporary or Sessional Orders have operated. This pattern is clearly visible in Figure 4.

The same pattern was apparent for the period of 2008 that occurred under Temporary Orders. The main period (April-June) operating under Temporary Orders resulted in 52% of time being allocated to Government business. This compares with around only 41% of time devoted to Government business for the remainder of the sitting year under Standing Orders.

It should be noted the final row in Table 1 only applies to one sitting day (9 December 2008), where the objective of adopting Temporary Orders was specifically to facilitate the passage of a single piece of legislation. This arrangement was exceptional and has not been taken into account in producing the preceding statistics.

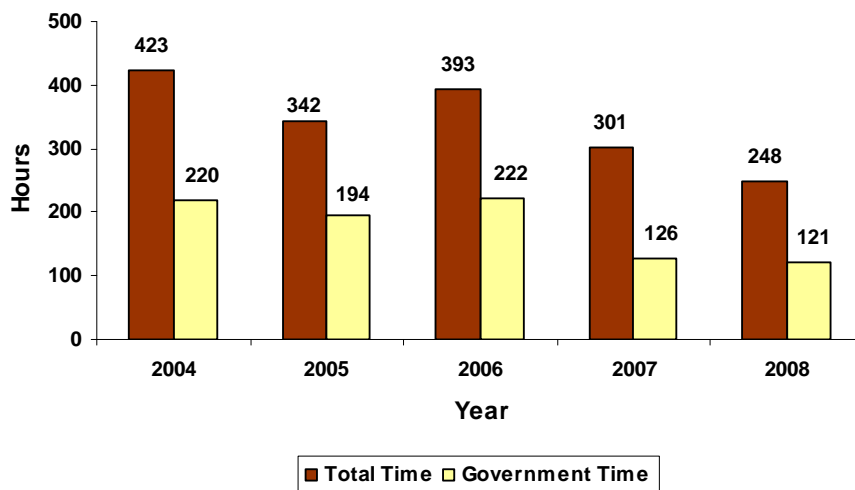
While a range of factors potentially affect the flow of Chamber business, there are two identifiable elements that contributed to the increase in Government business time under Sessional and Temporary Orders. These are:

- Increased time for orders of the day and total weekly sitting hours under Sessional and Temporary Orders; and
- Decisions by government members to proceed to Orders of the Day rather than take their allotted time for non-official business.

In the past, Sessional Orders had frequently provided an additional two sitting weeks in the calendar sitting schedule, which further increased the total sitting hours in that period. The Temporary Orders adopted in 2008 had no effect on the number of sitting weeks, which were low due to the General Election.

Figure 6 below shows Government business time compared with total sitting time from 2004 to 2008.

Figure 6: Total Time and Government Time 2004 - 2008



Bills passed and relationship with Sessional and Temporary Orders

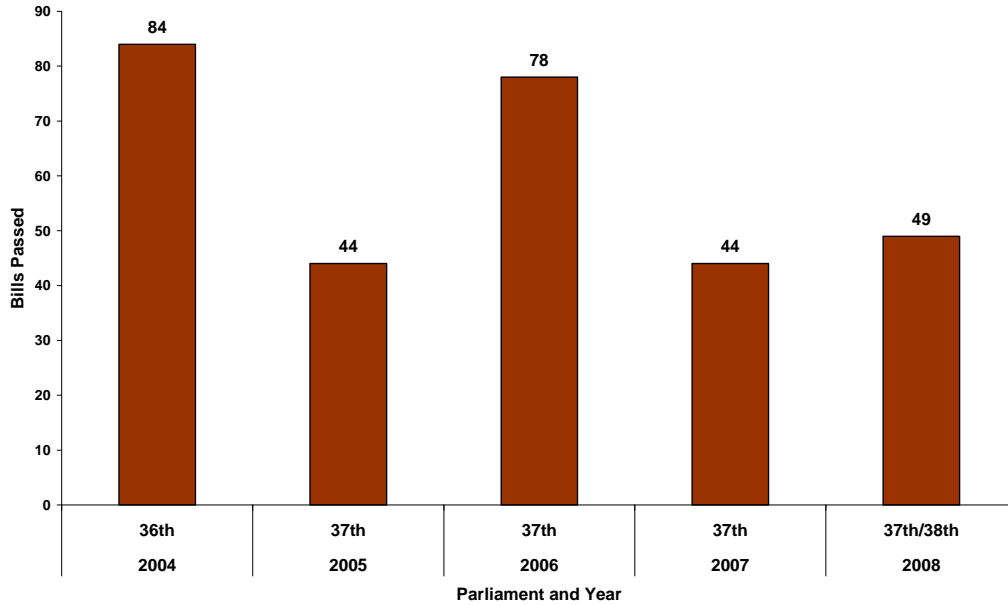
The impact of the use of Sessional and Temporary Orders on the number of bills passed is difficult to determine. This is due to many other factors which affect the Council's capacity to pass bills. These include the number of bills introduced, their length and complexity, the degree to which a particular bill is contentious, whether a bill requires amendment or referral to a committee, and the political composition of the Chamber. In 2008, the effect of the General election had a substantial impact upon the sitting days. Due to these factors, year to year comparisons of bills passed, as displayed in figure 7,

should be interpreted cautiously. Other methodologies for comparing outputs are provided later in this section.

PASSAGE OF LEGISLATION

Figure 7 below shows the number of Bills passed by the Council from 2004 to 2008.

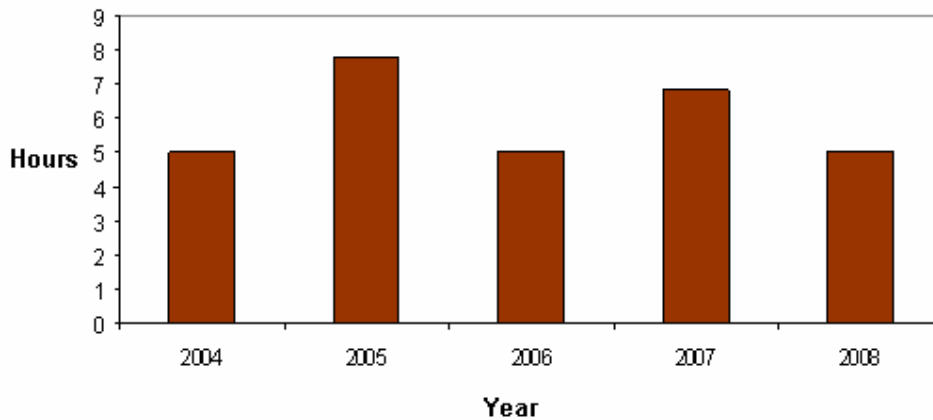
Figure 7: Bills Passed 2004 - 2008



BILLS CONSIDERED AND PASSED BY THE COUNCIL

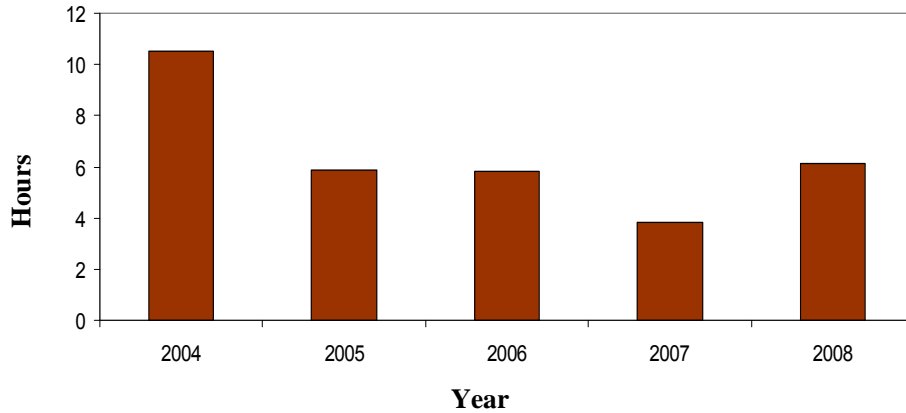
In 2008 the Council passed 49 Bills, all of which became Acts of Parliament. Of these, the Council amended 24. This measure does not take into account the different sitting time available from year to year. This is taken into account in figure 8, which shows the average number of sitting hours per bill passed by the Council.

Figure 8: Average sitting hours per Bill Passed



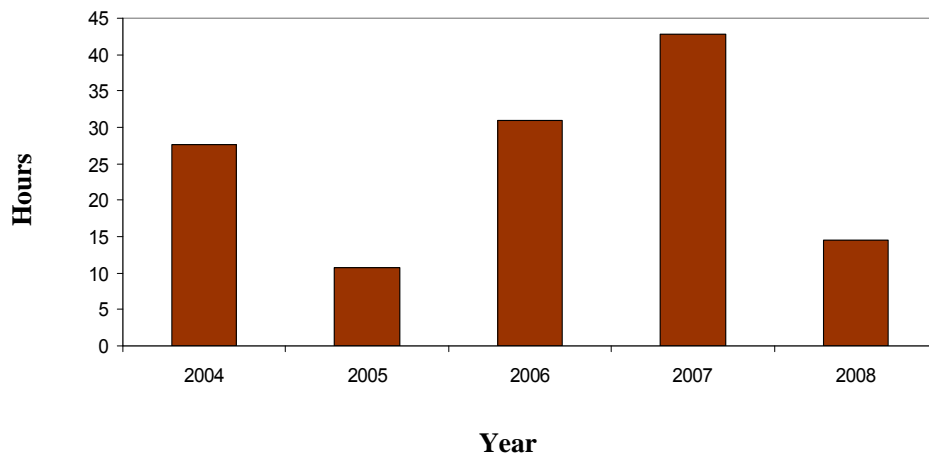
As Bills vary considerably in length and complexity, the number of pages of legislation considered (rather than passed) may provide a more useful gauge of the output of the Chamber. This also recognises the fundamental role of the Chamber is consideration of legislation (particularly given the role of the Council as a 'House of Review'), rather than simply passing bills. Figure 9 provides the average number of pages of legislation considered per sitting hour.

Figure 9: Average Pages of Legislation Considered per Sitting Hour



The contentiousness and complexity of bills is a significant factor affecting the passage of legislation in the Council, sometimes reflected in extended debate. The average number of amendments proposed in Supplementary Notice Papers per 100 pages of legislation considered by the Council provides some indication the contentiousness of the legislation considered, and this is presented in Figure 10. This chart provides an insight into why a lower number of bills was passed by the Council in 2007 than in 2008, despite greater sitting hours in 2007. The number of amendments proposed per page of legislation considered in 2007 was the highest in five years, indicating the matters before the House were more complex and contentious.

Figure 10: Average Number of Amendments per Bill Passed



Bills Proceeding to Third Reading by Leave

Another indicator of the complexity and contentiousness of bills is the number of bills that avoid the scrutiny in detail of the committee stage of consideration. In 2008, Leave was granted on 21 occasions to dispense with Committee of the Whole stage and to proceed to the Third Reading of the Bill. They were:

- *Appropriation (Consolidated Account) Bill (No. 2) 2008;*
- *Appropriation (Consolidated Account) Bill (No. 6) 2008;*
- *Appropriation (Consolidated Account) Bill (No. 1) 2008;*
- *Appropriation (Consolidated Account) Bill (No. 5) 2008;*
- *Contractual Benefits Bill 2007;*
- *Diamond (Argyle Diamond Mines Joint Venture) Agreement Amendment Bill 2008;*
- *Eastern Goldfields Transport Board Repeal Bill 2007;*
- *Electoral Amendment Bill 2008;*
- *Fatal Accidents Amendment Bill 2008;*
- *Industrial and Related Legislation Amendment Bill 2007;*
- *Mineral Sands (Eneabba) Agreement Amendment Bill 2008;*
- *Mining Legislation Amendment and Validation Bill 2007;*
- *Nickel Refinery (BHP Billiton Nickel West Pty Ltd) (Termination of Agreements) Agreement Bill 2008;*
- *Police (Medical and Other Expenses for Former Officers) Bill 2008;*
- *Public Transport Authority Amendment Bill 2008;*
- *Road Traffic (Administration) Bill 2007;*
- *Road Traffic (Authorisation to Drive) Bill 2007;*
- *Road Traffic (Vehicles)(Taxing) Bill 2007;*
- *Security and Related Activities (Control) Amendment Bill 2007;*
- *Surrogacy Bill 2007, and*
- *Terrorism (Preventative Detention) Amendment Bill 2007.*

Leave was granted on 12 occasions to proceed to the Third Reading of the Bill on the same sitting day as the Committee of the Whole stage was concluded. The Bills were:

- *Daylight Saving Bill (No. 3) 2007;*
- *Electoral Amendment (No. 2) Bill 2008;*
- *Indigenous Conservation Title Bill 2007;*
- *Iron Ore Processing (Mineralogy Pty Ltd) Agreement Amendment Bill 2008;*
- *Mines Safety and Inspection Amendment Bill 2007;*

- *Revenue Laws Amendment Bill (No. 2) 2008;*
- *Revenue Laws Amendment Bill 2008;*
- *Road Traffic (Consequential Provisions) Bill 2007;*
- *Road Traffic (Vehicles) Bill 2007;*
- *Sentencing Legislation (Transitional Provisions) Amendment Bill 2008;*
- *Surrogacy Bill 2008; and*
- *Training Legislation Amendment and Repeal Bill 2008.*

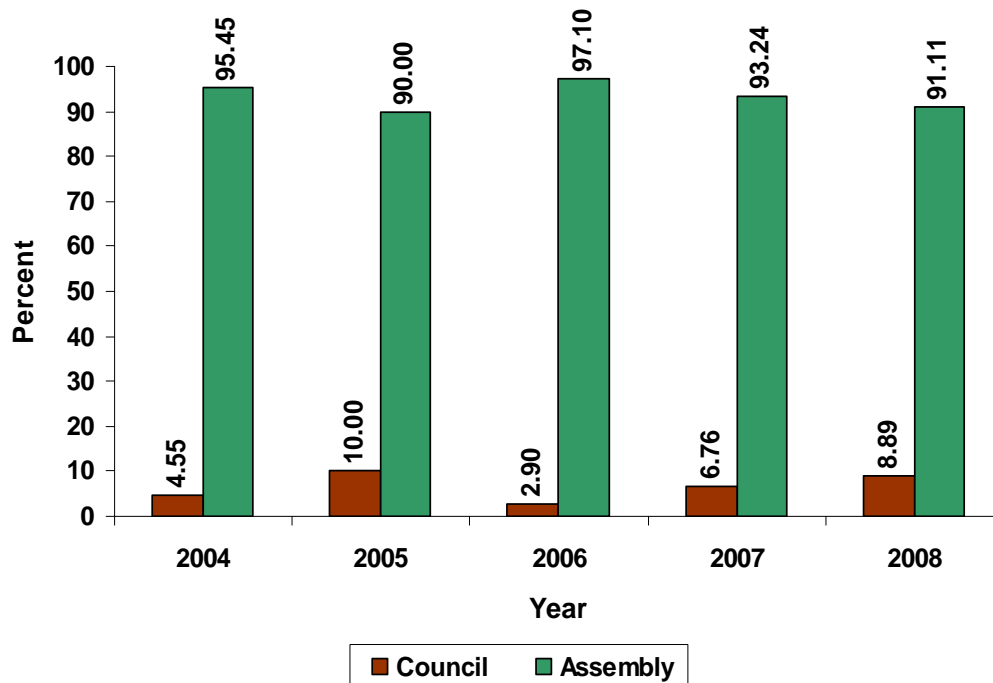
Bills Defeated

There were two bills defeated in the Council during 2008, both dealing with contentious matters. The Uranium Mining (Implementation of Government Commitments) Bill 2007 was defeated by the combined votes of the Labor Party and Greens (WA). The other defeated bill, the Human Reproductive Technology Amendment Bill 2007, was subject to a conscience vote.

Initiation of Bills

Figure 11 below shows the percentage of Bills initiated in the Council and the Assembly from 2004 as a proportion of total Bills introduced. 2008 saw a slight increase in this figure, partially due to the introduction of number of private members' bills, facilitated by the adoption of Temporary Orders which provided a block of time for non-official business.

Figure 11: Bills Initiated in the Council



CHAPTER 3 WORK OF THE LEGISLATIVE COUNCIL COMMITTEE OFFICE 2008

BACKGROUND

The Legislative Council Committee Office

The purpose of the Legislative Council Committee Office (**Committee Office**) is to provide high quality and pro-active advice, research, administrative and executive services to parliamentary committees which are served by the Department of the Legislative Council.

The Committee Office's motive for gathering statistics is to help it provide better and more relevant services to Members and the public.

The committee system

In 2008, the Committee Office administered five standing committees, two select committees and one joint standing committee, and helped to support the Procedure and Privileges Committee which is mainly serviced by the Clerk's office.

The statistics provide a basis to compare the work of committees over the years. The configuration of committees changes from time to time and has changed since the inception of these reports in 2004. It was reviewed and realigned in 2005, after a general election. Figure 1 outlines the previous configuration and explains the relationship between current and previous committees for comparative purposes.

Table 2: Comparison of the committee system in 2004 / first half of 2005 to current system

Responsibility	2004 / first half of 2005	Current
Budget Estimates Hearings	Estimates Committee ²	Estimates and Financial Operations Committee (new Committee in 2005)
Delegated Legislation	Delegated Legislation Committee	Delegated Legislation Committee (unchanged)
Environment	Environment and Public Affairs Committee	Environment and Public Affairs Committee (reformed ³)

² Committee of the whole House created via Sessional Order.

³ Reformed as 5-member Committee from previous 7-member Committee.

Responsibility	2004 / first half of 2005	Current
Finance	Public Administration and Finance Committee	Estimates and Financial Operations Committee (new Committee in 2005)
Legislation	Legislation Committee	Legislation Committee (reformed ⁴)
Petitions	Environment and Public Affairs Committee	Environment and Public Affairs Committee (reformed ⁵)
Public Administration	Public Administration and Finance Committee	Public Administration Committee (reformed ⁶)
Statutes Revision	unallocated	Uniform Legislation and Statutes Review Committee (reformed ⁷)
Uniform Legislation	Uniform Legislation and General Purposes Committee	Uniform Legislation and Statutes Review Committee (reformed ⁸)

Select Committees

The Legislative Council's Select Committee into the Appropriateness of Powers and Penalties for Breaches of Parliamentary Privilege and Contempts of Parliament, and Select Committee into the Police Raid on the Sunday Times both ceased to exist upon prorogation on 7 August 2008.

Both of these Committees were reinstated when Parliament returned after the election on 6 November 2008. Apart from the information below, statistics related to these committees are not included in this report and will be included in the year they report to Parliament.

The two select committees drew on 85 staff hours or an average of 1.77 hours per week for the Select Committee into the Appropriateness of Powers and Penalties for Breaches of Parliamentary Privilege and Contempts of Parliament, and 697 hours with an average of 7.21 hours for the Select Committee into the Police Raid on the Sunday Times. Eight different staff worked on the two Committees. As stated in the Annual Report for 2007, the Committee Office is not funded to support select committees and servicing these committees impacts on the service provided to the standing committees.

⁴ The Legislation Committee was reformed with the major change being that the term of reference regarding the revision of Bills which amend statute law by repealing spent, unnecessary or superseded Acts and by making miscellaneous minor amendments to various Acts ('omnibus Bills') was transferred to the Uniform Legislation and Statutes Review Committee.

⁵ Reformed as 5-member committee from previous 7-member committee.

⁶ The Committee's financial operations function was transferred to the newly formed Estimates and Financial Operations Committee.

⁷ Reformed as 4-member committee from previous 3-member committee. The Committee acquired a term of reference regarding scrutinising omnibus bills (see footnote 4 above).

⁸ Ibid.

Reports

The Standing Committees tabled 32 reports in 2008 equating to an average of 4.57 reports per committee. Of these, seven were annual reports and two overview reports relating to aspects of a committee's terms of reference. Eight of the tabled reports were in relation to bills:

- one by the Legislation Committee; and
- seven by the Uniform Legislation and Statutes Review Committee.

Standing Orders require the Government to respond to a report if it is "*recommending action by, or seeking a response from the Government*". Responses can be required from several Ministers for the one report if the issues covered cross portfolio jurisdictions. This means the number of responses due or received will not necessarily equate to the number of reports tabled requiring responses. In 2008, six reports required responses from ten ministers, of which eight responses were received (four of which were received late) and two were outstanding and overdue.

Travel

Committee related travel

The following committee related travel occurred during 2008:

- two Members and two staff members of the Public Administration Committee travelled to Canberra, Sydney, Melbourne and Adelaide from 13-17 April 2008 as part of its inquiry into the Governance of Western Australia's Water Resources; and
- five Members and two staff of the Environment and Public Affairs Committee attended the 13th Annual Conference of Parliamentary Public Works and Environment Committees in Sydney from 23 - 25 July 2008.

NOTE ON STATISTICS AND KEY TO ABBREVIATIONS

Note on statistics

Due to the reconfiguration of the committee system in 2005 some committees ceased to exist and new ones were formed (see Table 2). In the comparative statistics, the committees with terms of reference most similar between the old system and the reconfigured system have been combined in 2005 and compared over 2004, 2005, 2006, 2007 and 2008.

Delegated Legislation Joint Standing Committee

The Delegated Legislation Committee is treated like other Legislative Council standing committees for the purpose of this report. It is a committee comprising of both Legislative Council and Legislative Assembly Members, administered by the Legislative Council Committee Office.

Procedure and Privileges Committee

The Procedure and Privileges Committee is included in the statistics although its functions are very different to other committees. Whereas most committees may consider matters relating to the scrutiny of executive government and liaise with the public, the Procedure and Privileges Committee mainly considers matters of internal parliamentary administration, particularly the review of parliamentary procedure and privilege.

Because of the nature of its work, the inclusion of the Procedure and Privileges Committee in the statistics tends to bring the overall totals and averages of the statistics down.

It is also of note that this Committee is advised by the Clerk, Deputy Clerk and Clerk Assistant(s). The Committee Office has provided some administrative assistance.

Select Committees

Statistics for select committees are collected over the 'life' of the committee - not just for the calendar or financial year, and therefore are not strictly comparable to standing committees. Select committees often operate over part of a number of years and therefore affect statistical totals and averages.

For this reason select committees statistics are treated separately and can be found in Appendix 6. Only the two select committees which concluded due to prorogation have been included in the statistics for 2008.

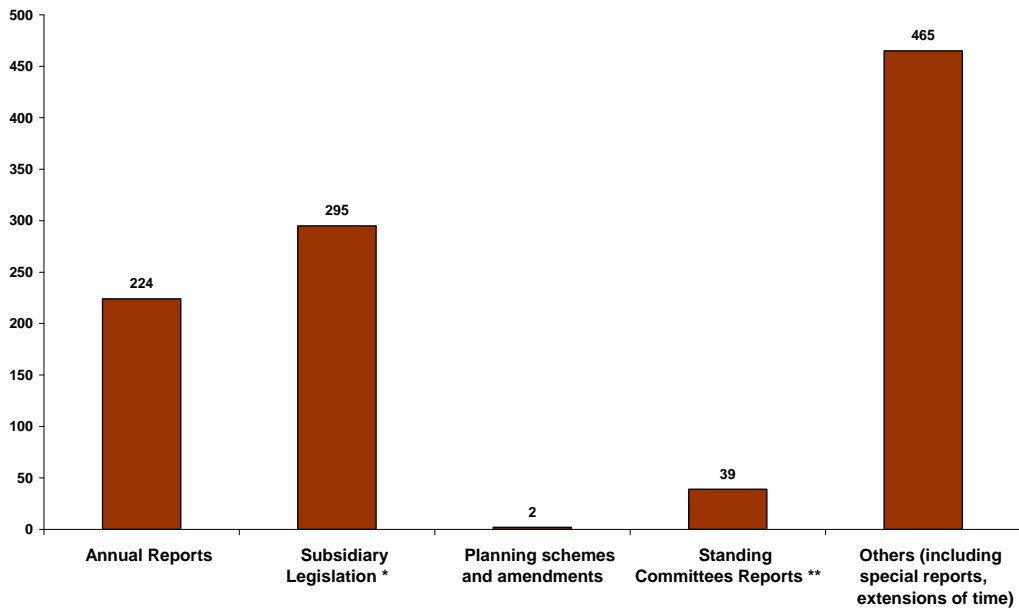
APPENDIX 1 CHAMBER PUBLICATIONS 2008

CHAMBER PUBLICATIONS

Chamber Publications 2008	Number
Weekly Bulletins	15
Business Programs	45
Daily Notice Papers	45
Minutes of Proceedings	45
Tabled Papers Lists	45
Supplementary Notice Papers (Amendments)	54
Questions Book (Questions on Notice)	45

TABLED PAPERS 2008

	2008
Annual Reports	240
Subsidiary Legislation *	346
Planning schemes and amendments	4
Standing Committees Reports **	33
Others (including special reports, extensions of time)	519
TOTAL	1025

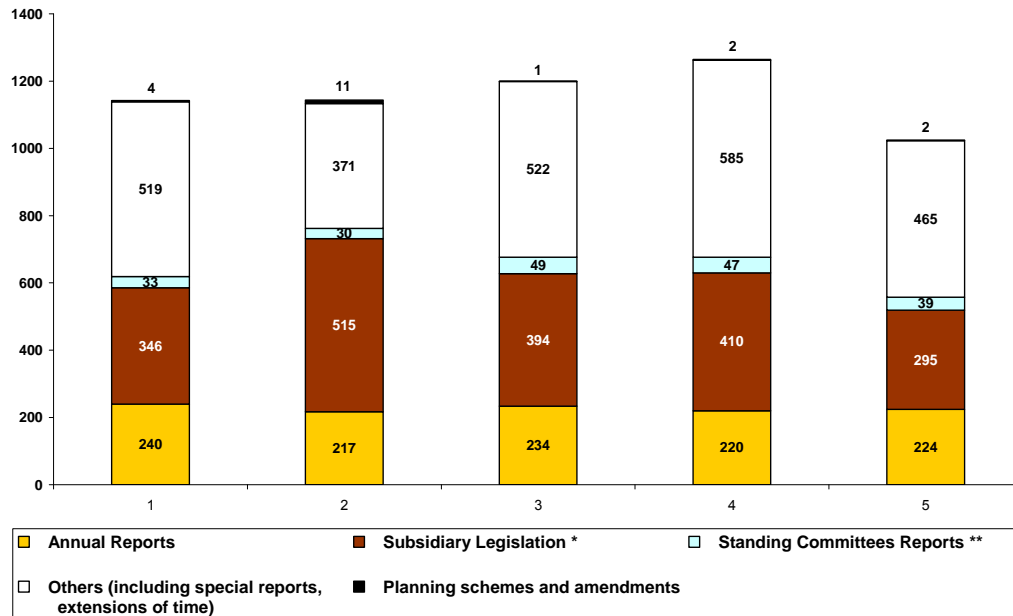


* *Subsidiary Legislation* includes any regulation or other instrument captured within the definition given in the *Interpretation Act 1984*.

** *Committee Reports* includes committees administered by both Houses (Joint Standing Committee on Delegated Legislation and Joint Standing Committee on the Corruption and Crime Commission) 'Special Reports' have been excluded.

TABLED PAPERS 2004-2008

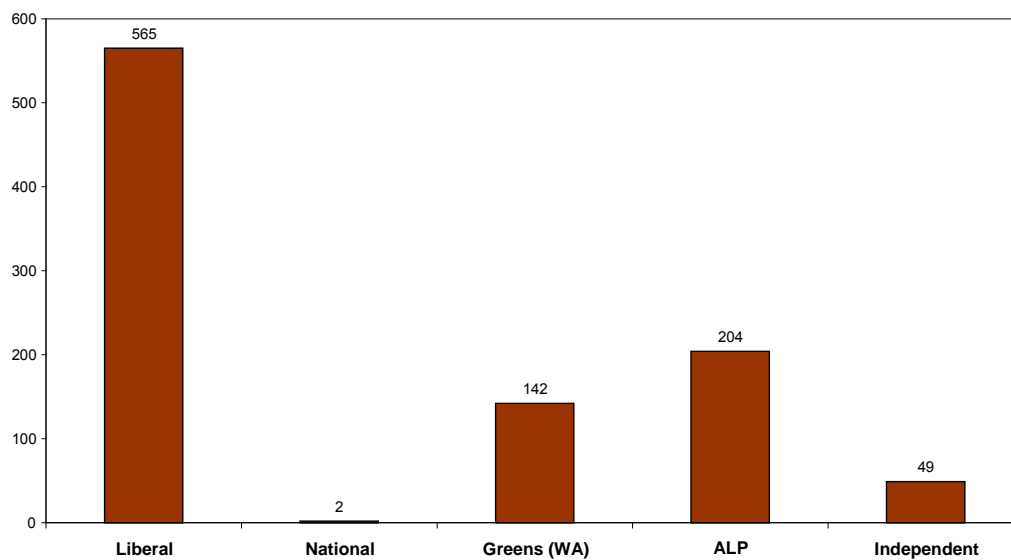
	2004	2005	2006	2007	2008
Annual Reports	240	217	234	220	224
Subsidiary Legislation *	346	515	394	410	295
Planning schemes and amendments	4	11	1	2	2
Standing Committees Reports **	33	30	49	47	39
Others (including special reports, extensions of time)	519	371	522	585	465
TOTAL	1142	1144	1200	1264	1025



QUESTIONS ON NOTICE 2008

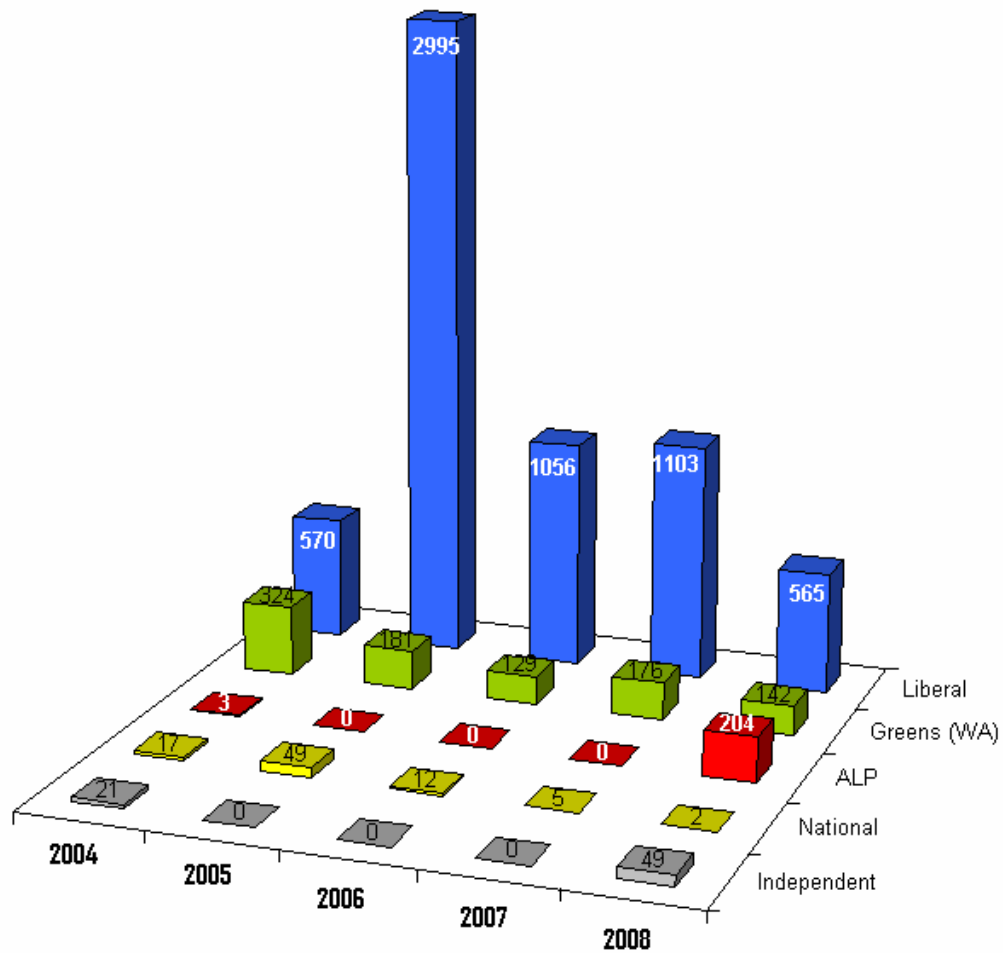
Questions asked by	2008
Liberal	565
National	2
Greens (WA)	142
ALP	204
Independent	49
TOTAL	962

Questions on Notice - 2008



QUESTIONS ON NOTICE 2004-2008

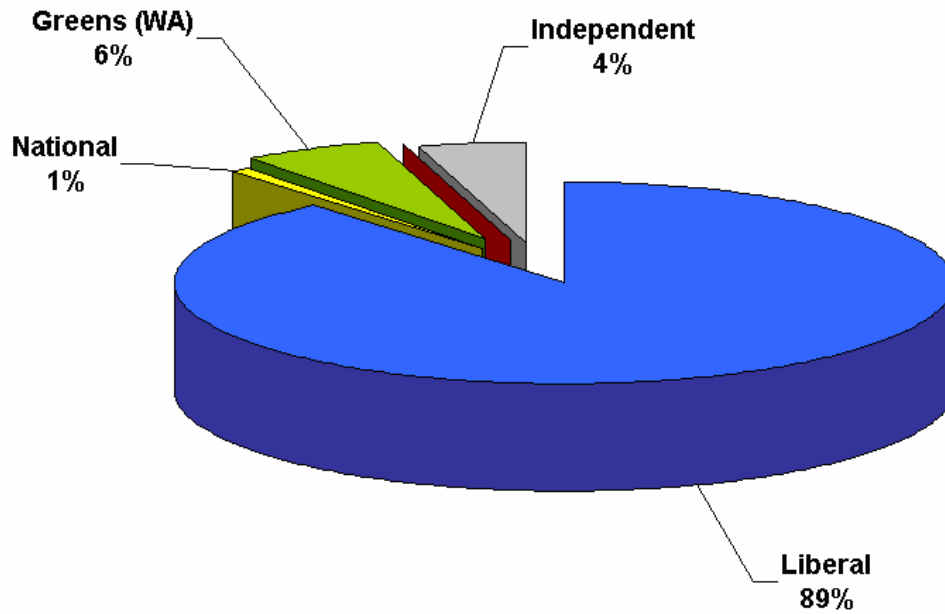
Questions asked by	2004	2005	2006	2007	2008
Liberal	570	2995	1056	1103	565
National	17	49	12	5	2
Greens (WA)	324	181	129	176	142
ALP	3	0	0	0	204
Independent	21	0	0	0	49
TOTAL	935	3227	1197	1284	962



QUESTIONS ON NOTICE NOT ANSWERED WITHIN 9 SITTING DAYS 2008

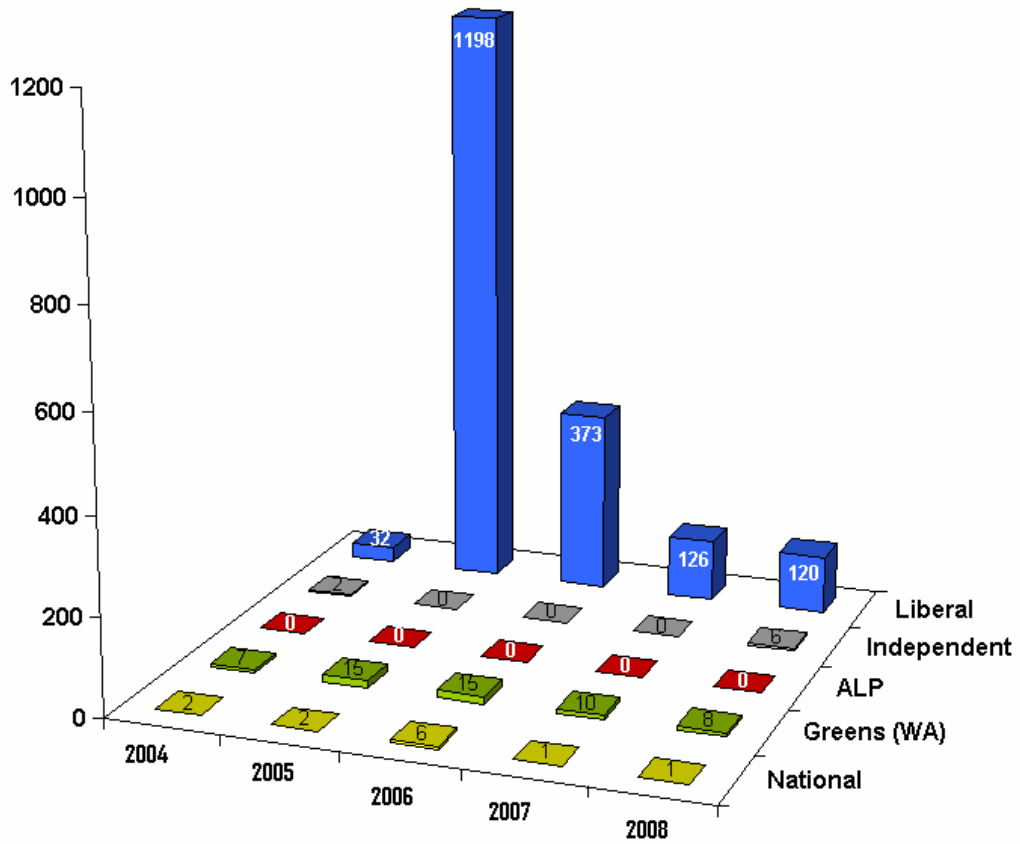
See Standing Order 138(d).

	FEB	MAR	APR	MAY	JUN	AUG	SEP	OCT	NOV	DEC
Liberal	1	34	0	55	30	0	0	0	0	0
National	0	0	1	0	0	0	0	0	0	0
Greens (WA)	1	4	3	0	0	0	0	0	0	0
ALP	0	0	0	0	0	0	0	0	0	0
Independent	0	0	4	0	2	0	0	0	0	0
TOTAL	1	34	0	55	30	0	0	0	0	0



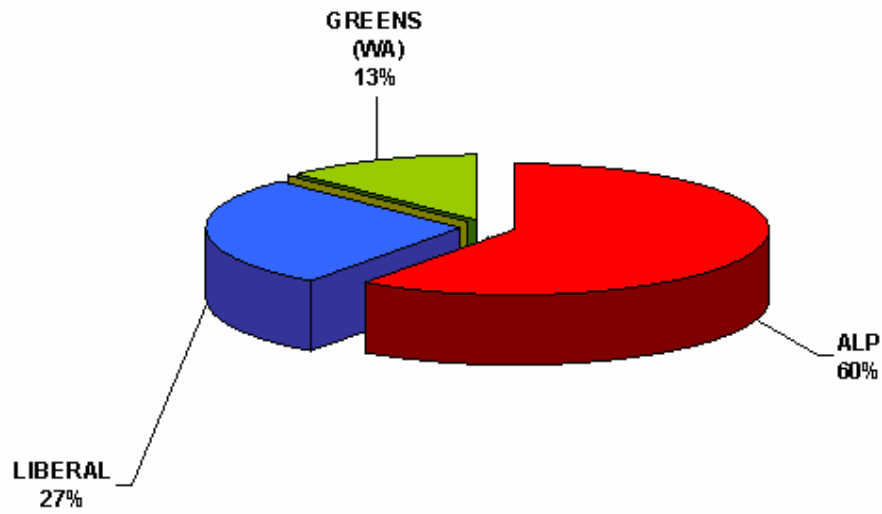
QUESTIONS ON NOTICE NOT ANSWERED WITHIN 9 SITTING DAYS 2004-2008

Questions asked by	2004	2005	2006	2007	2008
Liberal	32	1198	373	126	120
National	2	2	6	1	1
Greens (WA)	7	15	15	10	8
ALP	0	0	0	0	0
Independent	2	0	0	0	6
TOTAL	43	1207	394	137	135



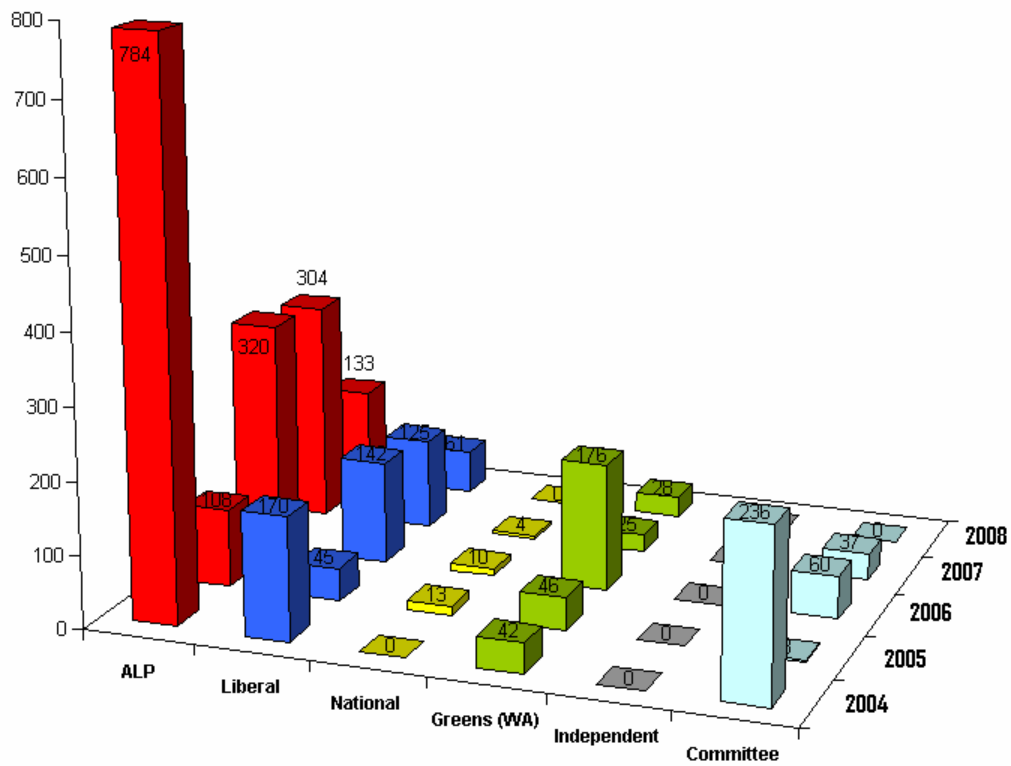
AMENDMENTS CONTAINED IN SUPPLEMENTARY NOTICE PAPERS 2008

ALP	Liberal	National	Greens (WA)	Independent	Committee	TOTAL
133	61	0	28	0	0	222



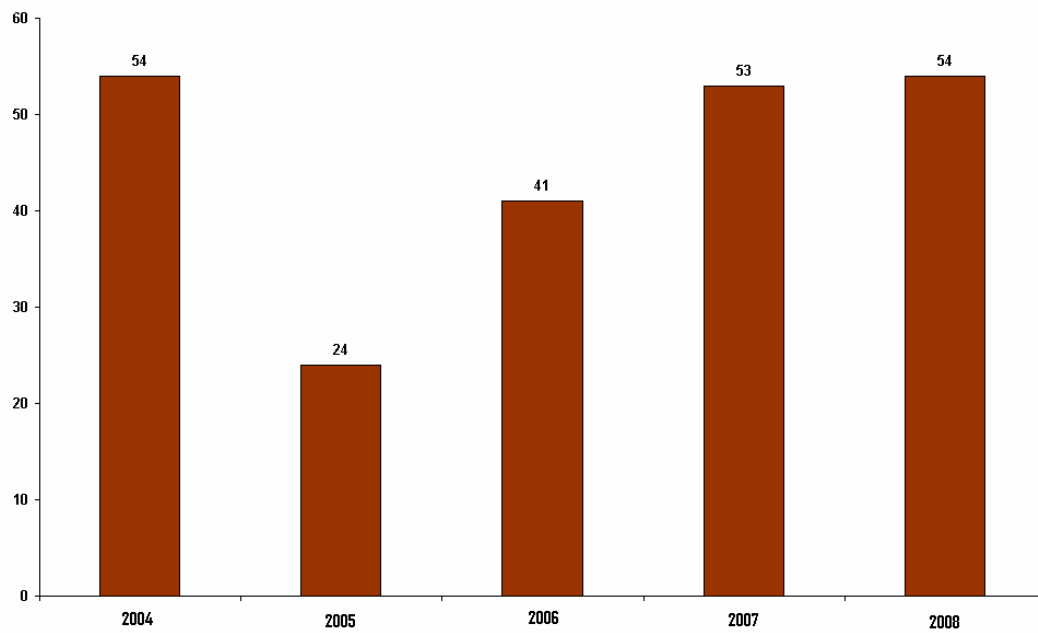
AMENDMENTS CONTAINED IN SUPPLEMENTARY NOTICE PAPERS 2004-2008

	2004	2005	2006	2007	2008
ALP	784	108	320	304	133
Liberal	170	45	142	125	61
National	0	13	10	4	0
Greens (WA)	42	46	176	25	28
Independent	0	0	0	0	0
Committee	236	3	60	37	0
TOTAL	1232	215	708	495	222



SETS OF AMENDMENTS CIRCULATED 2004-2008

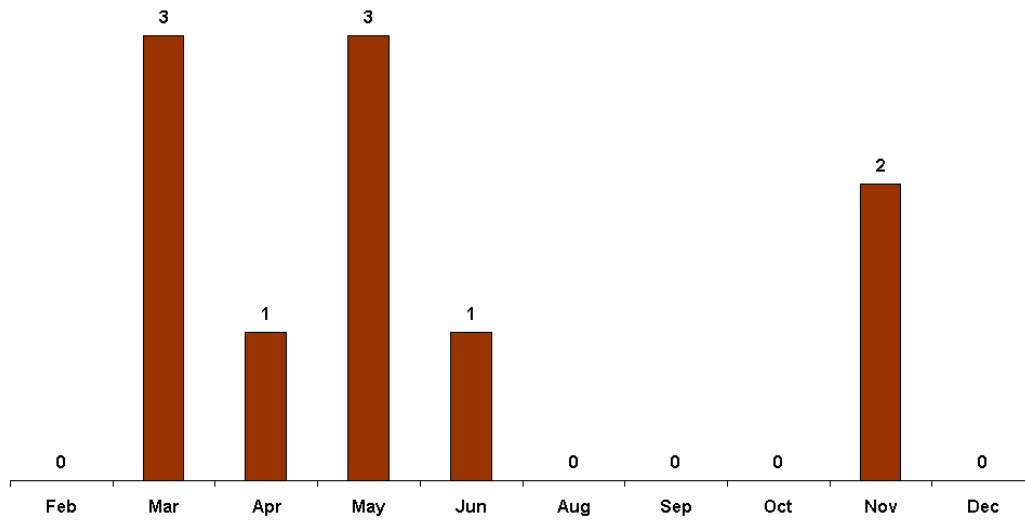
YEAR	SETS OF AMENDMENTS CIRCULATED
2004	54
2005	24
2006	41
2007	53
2008	54



APPENDIX 2 PROCEDURES IN THE HOUSE

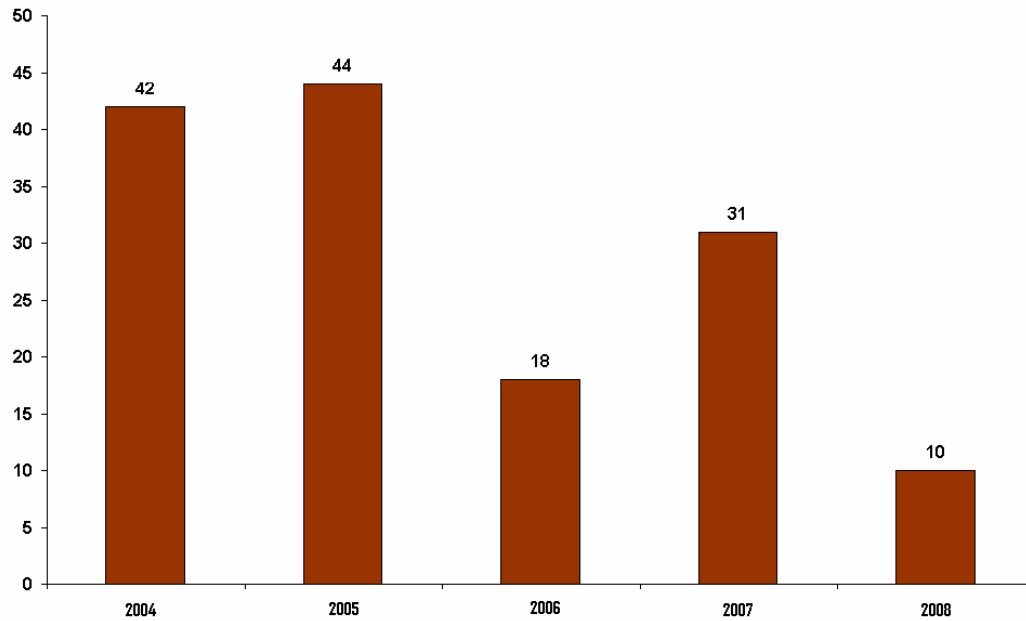
STATEMENTS BY MINISTERS AND PARLIAMENTARY SECRETARIES 2008

Statements by Ministers and Parliamentary Secretaries 2008									
FEB	MAR	APR	MAY	JUN	AUG	SEP	OCT	NOV	DEC
0	3	1	3	1	0	0	0	2	0



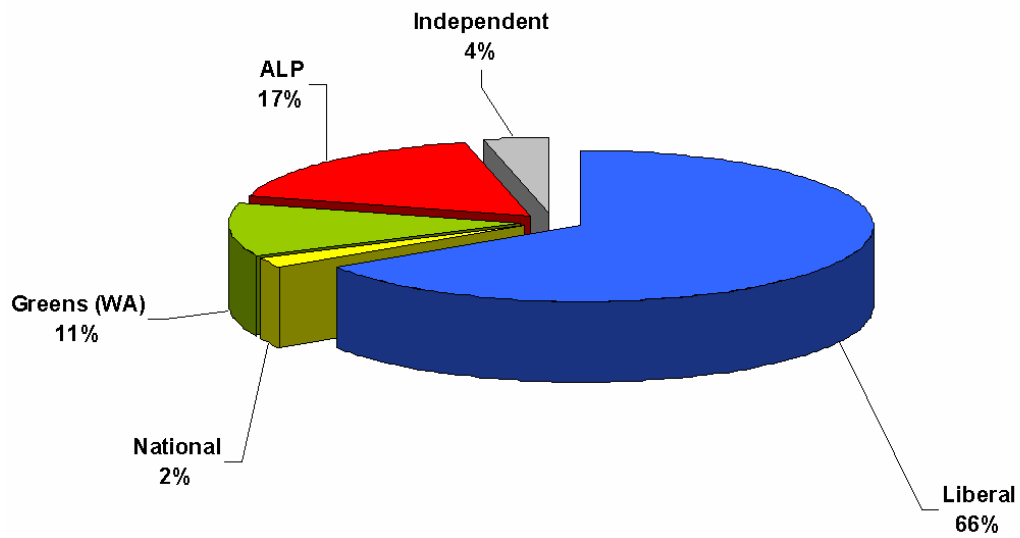
STATEMENTS BY MINISTERS AND PARLIAMENTARY SECRETARIES 2004-2008

Statements by Ministers and Parliamentary Secretaries 2004-2008				
2004	2005	2006	2007	2008
42	44	18	31	10



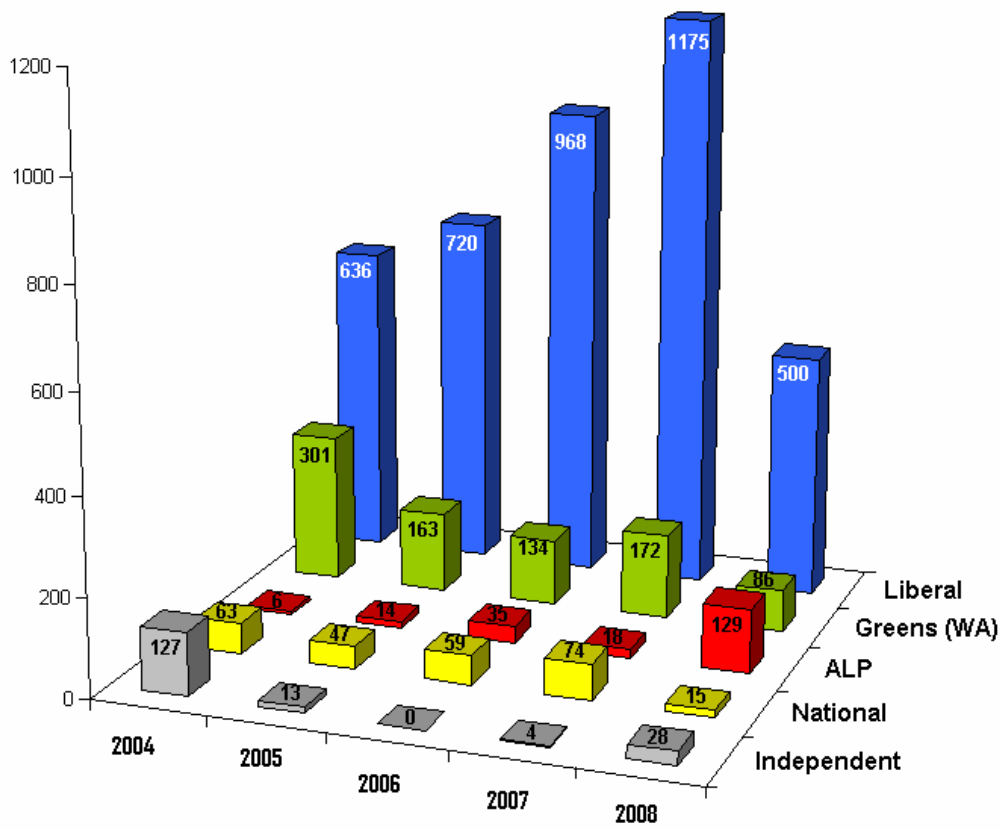
QUESTIONS WITHOUT NOTICE 2008

Questions asked by	2008
Liberal	500
National	15
Greens (WA)	86
ALP	129
Independent	28
TOTAL	758



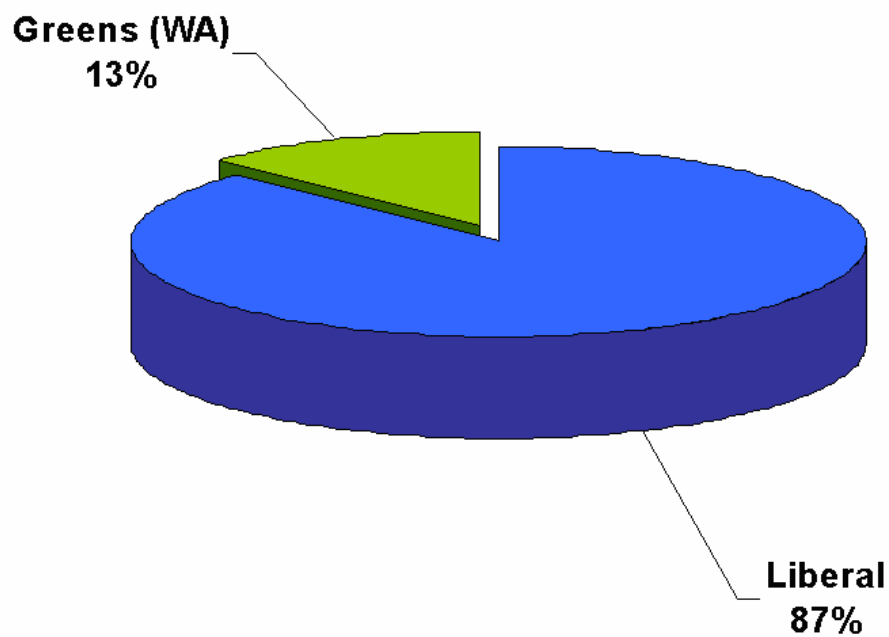
QUESTIONS WITHOUT NOTICE 2004-2008

Questions asked by	2004	2005	2006	2007	2008
Liberal	636	720	968	1175	500
National	63	47	59	74	15
Greens (WA)	301	163	134	172	86
ALP	6	14	35	18	129
Independent	127	13	0	4	28
TOTAL	1133	957	1196	1443	744



MOTIONS ON NOTICE 2008

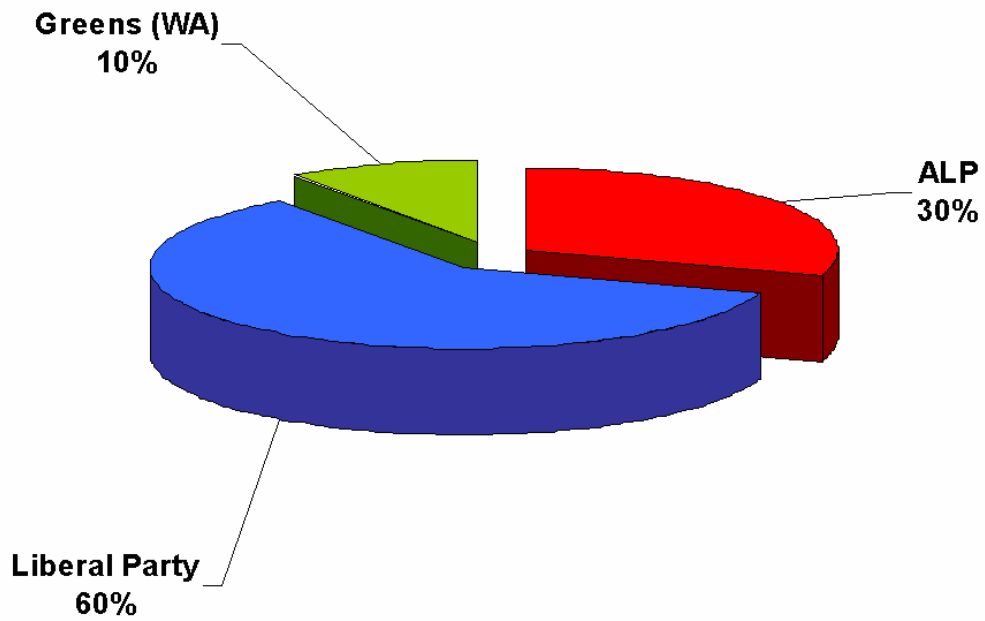
	No. of Motions Moved
ALP	0
Liberal	7
Greens (WA)	1
National	0
Independent	0
TOTAL	8



NOTE: *Motions on Notice* are those motions published in the Notice Paper under the “Motions” heading.

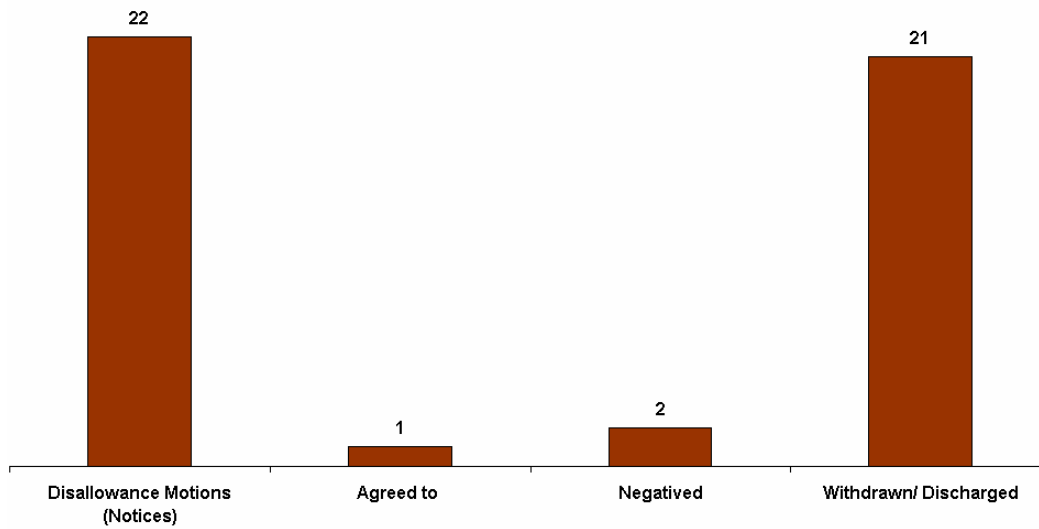
URGENCY MOTIONS 2008

	No. of Urgency Motions Moved
ALP	3
Liberal	6
Greens (WA)	1
National	0
Independent	0
TOTAL	10



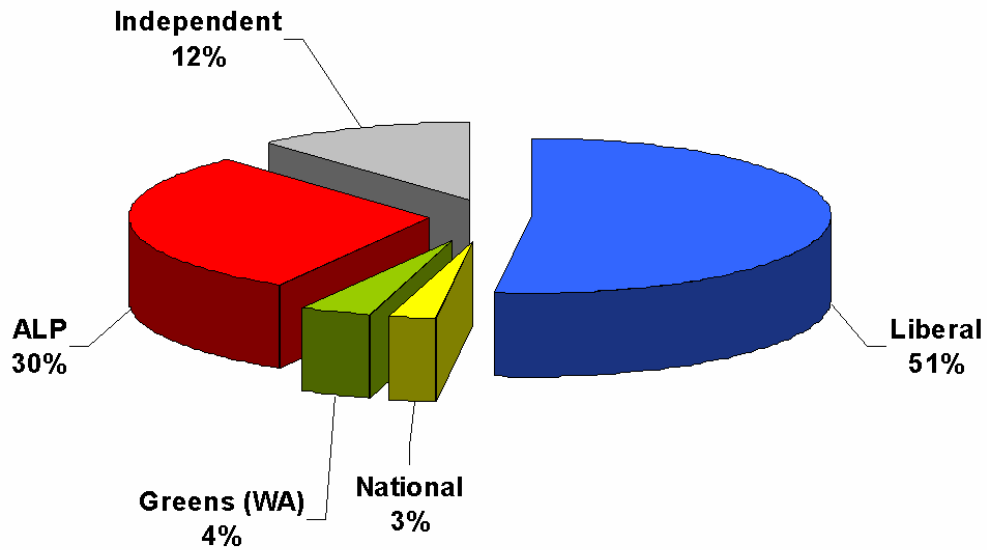
DISALLOWANCE MOTIONS 2008

	FEB	MAR	APR	MAY	JUN	AUG	SEP	OCT	NOV	DEC
Disallowance Motions (Notices)	2	0	3	15	2	0	0	0	0	0
Agreed to	1	0	0	0	0	0	0	0	0	0
Negatived	1	1	0	0	0	0	0	0	0	0
Withdrawn/ Discharged	4	0	0	2	15	0	0	0	0	0



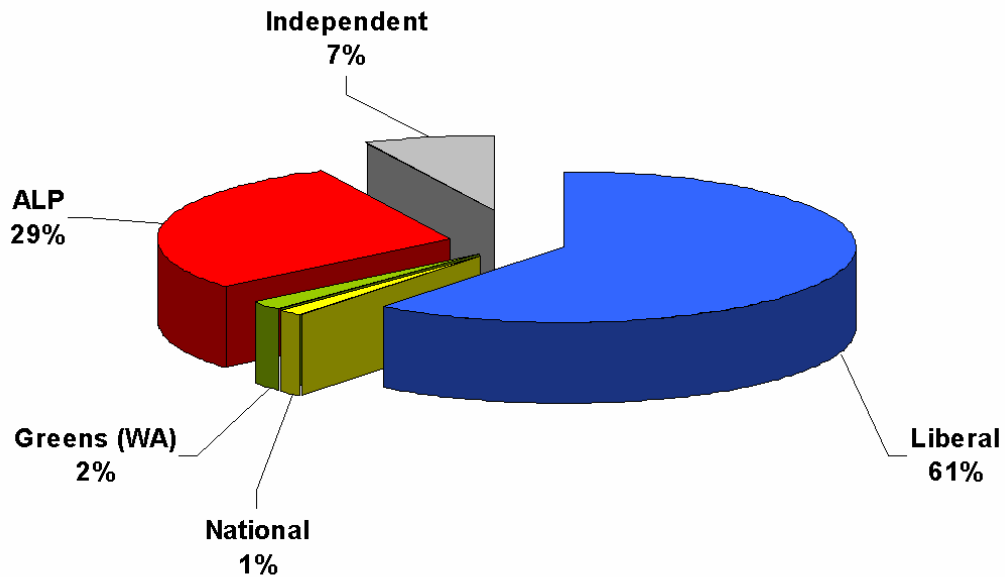
NUMBER OF SPEAKERS DURING ADJOURNMENT DEBATE/MEMBERS' STATEMENTS 2008

	Feb	Mar	Apr	May	Jun	Aug	Sep	Oct	Nov	Dec	TOTAL
Liberal	9	4	7	7	6	0	0	0	4	3	40
National	1	0	0	0	0	0	0	0	1	0	2
Greens (WA)	0	1	0	1	0	0	0	0	0	1	3
ALP	4	3	3	1	1	0	0	0	9	2	23
Independent	0	0	0	3	2	0	0	0	2	2	9
TOTAL	14	8	10	12	9	0	0	0	16	8	77



TIME SPENT IN ADJOURNMENT DEBATE/MEMBERS STATEMENTS 2008 (MINUTES)

	Feb	Mar	Apr	May	Jun	Aug	Sep	Oct	Nov	Dec	TOTAL
Liberal	1.03	0.36	0.52	0.48	0.48	0	0	0	0.22	0.24	293
National	0.05	0.00	0.00	0.00	0.00	0	0	0	0.05	0.00	10
Greens (WA)	0.00	0.04	0.00	0.10	0.00	0	0	0	0.00	0.01	15
ALP	0.16	0.16	0.15	0.08	0.04	0	0	0	0.58	0.19	136
Independent	0.00	0.00	0.00	0.21	0.14	0	0	0	0.14	0.05	54



APPENDIX 3 BILLS AND AMENDMENTS

BILLS PASSED 2008

BILL No.	BILLS PASSED 2008	ASSENT DATE
1	149-2 Acts Amendment (Consent to Medical Treatment) Bill 2007	19/06/2008
2	231-1 Acts Amendment (Justice) Bill 2007	31/03/2008
3	278-1 Appropriation (Consolidated Account) Bill (No.1) 2008	29/06/2008
4	278-1 Appropriation (Consolidated Account) Bill (No.2) 2008	29/06/2008
5	243-1 Appropriation (Consolidated Account) Bill (No.3) 2007	29/06/2008
6	244-1 Appropriation (Consolidated Account) Bill (No.4) 2007	29/06/2008
7	217-2 Bail Amendment Bill 2007	31/03/2008
8	213-1 Casino (Burswood Island) Agreement Amendment Bill 2007	16/04/2008
9	257-1 Children and Community Services Amendment (Reporting Sexual Abuse of Children) Bill 2007	19/06/2008
10	256-1 Community Protection (Offender Reporting) Amendment Bill 2007	1/07/2008
11	269-2 Criminal Law Amendment (Homicide) Bill 2008	27/06/2008
12	145-2 Criminal Law and Evidence Amendment Bill 2006	12/03/2008
13	236-1 Cross-border Justice Bill 2007	31/03/2008
14	290-1 Diamond (Argyle Diamond Mines Joint Venture) Agreement Amendment Bill 2008	1/07/2008
15	259-2 Duties Bill 2007	14/04/2008
16	260-1 Duties Legislation Amendment Bill 2007	14/04/2008
17	199-1 Eastern Goldfields Transport Board Repeal Bill 2007	1/07/2008
18	284-1 Electoral Amendment Bill 2008	3/07/2008
19	239-1 Employment Dispute Resolution Bill 2007	19/05/2008
20	274-2 Fatal Accidents Amendment Bill 2008	19/05/2008
21	161-2 Fines Legislation Amendment Bill 2006	12/03/2008
22	110-2 Food Bill 2005	8/07/2008
23	015-1 Iron Ore Processing (Mineralogy Pty. Ltd.) Agreement Amendment Bill 2008	10/12/2008
24	245-1 Legal Profession Bill 2007	27/05/2008
25	183-2 Medical Practitioners Bill 2006	27/05/2008
26	006-1 Mineral Sands (Eneabba) Agreement Amendment Bill 2008	10/12/2008

	BILL No.	BILLS PASSED 2008	ASSENT DATE
27	122-1	Minerals and Energy Research Amendment Bill 2006	13/06/2008
28	210-1	Mines Safety and Inspection Amendment Bill 2007	16/04/2008
29	232-1	Mining Legislation Amendment and Validation Bill 2007	19/05/2008
30	276-1	Nickel Refinery (BHP Billiton Nickel West Pty Ltd) (Termination of Agreements) Agreement Bill 2008	27/06/2008
31	041-1	Parental Support and Responsibility Bill 2005	15/04/2008
32	184-1	Police Amendment Bill 2006	31/03/2008
33	005-1	Police (Medical and Other Expenses for Former Officers) Bill 2008	10/12/2008
34	226-2	Prostitution Amendment Bill 2007	14/04/2008
35	275-1	Public Transport Authority Amendment Bill 2008	3/07/2008
36	102-2	Public Trustee and Trustee Companies Legislation Amendment Bill 2006	31/03/2008
37	282-1	Revenue Laws Amendment Bill (No.2) 2008	27/06/2008
38	281-1	Revenue Laws Amendment Bill 2008	27/06/2008
39	252-2	Road Traffic (Administration) Bill 2007	15/08/2008
40	249-2	Road Traffic (Authorisation to Drive) Bill 2007	15/08/2008
41	254-1	Road Traffic (Vehicles) (Taxing) Bill 2007	15/08/2008
42	272-1	Road Traffic Amendment Bill 2008	13/06/2008
43	241-1	Security and Related Activities (Control) Amendment Bill	2/04/2008
44	020-1	Sentence Administration (Transitional Provision) Bill 2008	17/12/2008
45	225-1	State Supply Commission Amendment Bill 2007	14/04/2008
46	001-1	Surrogacy Bill 2008	10/12/2008
47	215-1	Terrorism (Preventative Detention) Amendment Bill 2007	5/03/2008
48	007-1	Training Legislation Amendment and Repeal Bill 2008	10/12/2008
49	266-1	Treasurer's Advance Authorisation Bill 2008	14/04/2008

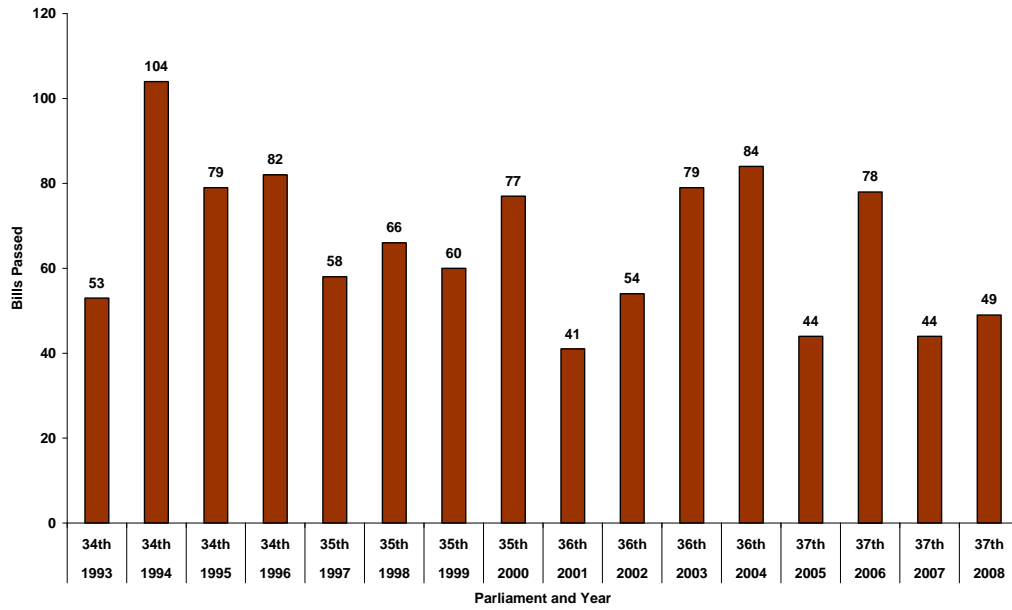
BILLS THAT DID NOT COMPLETE PASSAGE 2008

BILLS ON NOTICE PAPER THAT DID NOT COMPLETE PASSAGE IN THE COUNCIL 2008			
N o.	BILL No.	BILL NAME	STAGE REACHED
1	LC 004-1	Electoral Amendment (Miscellaneous) Bill 2008	Second reading adjourned (Tuesday, 11 November 2008)
2	LC 013-1	Statutes (Repeals and Miscellaneous Amendments) Bill 2008	Second reading adjourned (Wednesday, 12 November 2009) Discharged to Standing Committee on Uniform Legislation and Statutes Review (Thursday, 27 November 2008)
3	LA 009-1	National Gas Access (WA) Bill 2008	

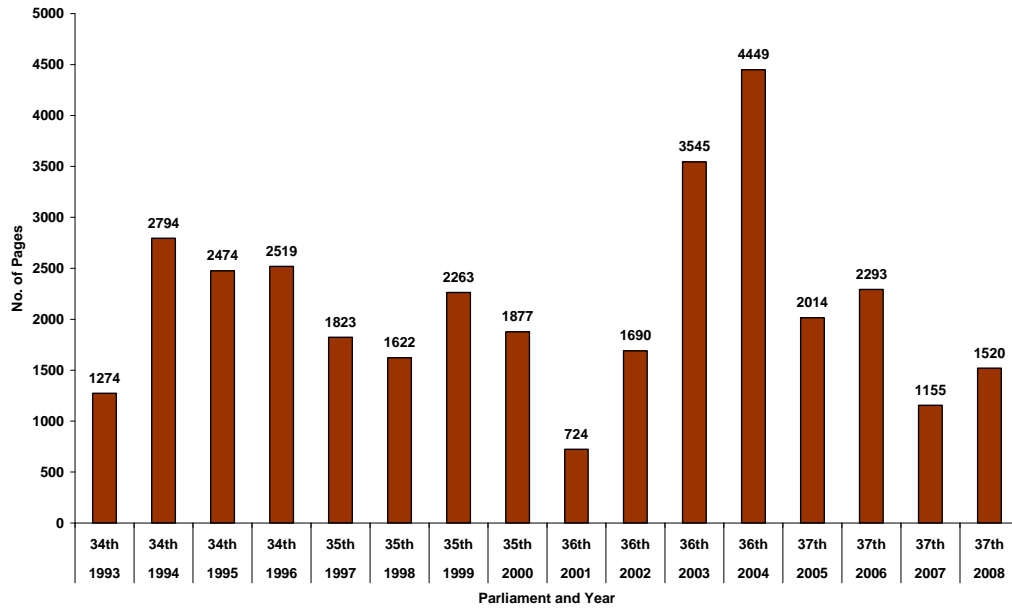
BILLS PASSED AND LEGISLATION VOLUME COMPARISON 1993-2008

Bills Passed and Pages of Legislation Considered 1993-2008			
Year	Parliament	Pages of Legislation	Bills Passed
1993	34th	1274	53
1994	34th	2794	104
1995	34th	2474	79
1996	34th	2519	82
TOTAL	34th	9061	318
1997	35th	1823	58
1998	35th	1622	66
1999	35th	2263	60
2000	35th	1877	77
TOTAL	35th	7585	261
2001	36th	724	41
2002	36th	1690	54
2003	36th	3545	79
2004	36th	4449	84
TOTAL	36th	10408	258
2005	37th	2014	44
2006	37th	2293	78
2007	37th	1155	44
2008	37th	1520	49
TOTAL	37th	6982	215

BILLS PASSED 1993-2008

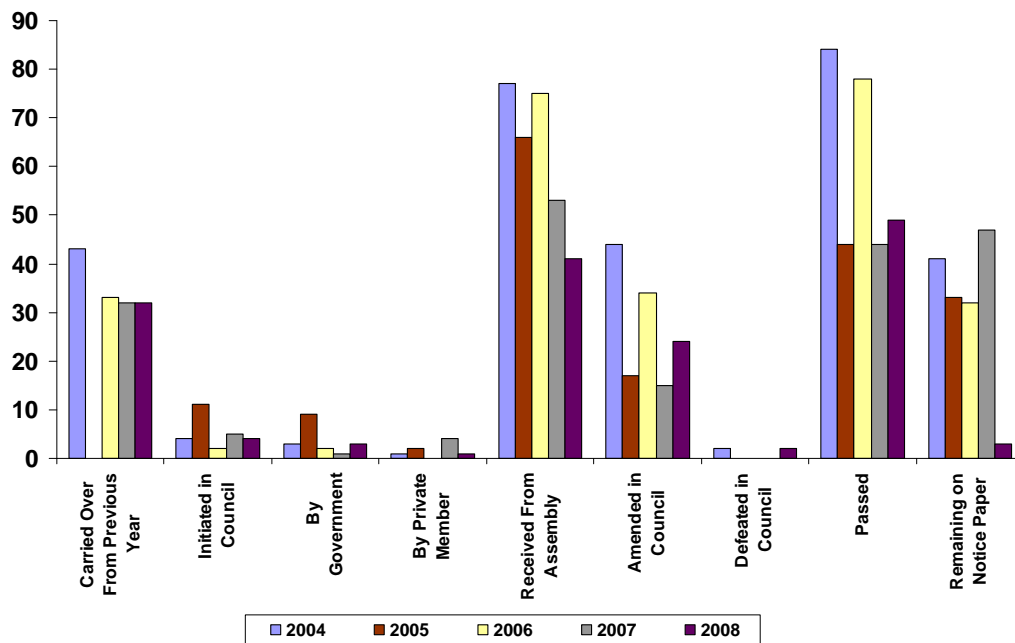


PAGES OF LEGISLATION CONSIDERED 1993-2008



BILLS 2004-2008 COMPARISON

Particulars	2004	2005	2006	2007	2008
Carried Over From Previous Year	43	0	33	32	32
Initiated in Council	4	11	2	5	4
By Government	3	9	2	1	3
By Private Member	1	2	0	4	1
Received From Assembly	77	66	75	53	41
Amended in Council	44	17	34	15	24
Defeated in Council	2	0	0	0	2
Passed	84	44	78	44	49
Remaining on Notice Paper	41	33	32	47	3



BILLS WITH PROPOSED AMENDMENTS PUBLISHED IN SUPPLEMENTARY NOTICE PAPERS (2008)								
	BILL No.	BILL SHORT TITLE	Proposed amendments in published Supplementary Notice Papers (SNPs)					TOTAL
			ALP	LIBERAL.	NATIONAL.	GREENS (WA)	COMMITTEE.	
1	LA 110-2	Food Bill 2005		9				9
2	LA 145-2	Criminal Law and Evidence Amendment Bill 2006	7			1		8
3	LA 149-2	Acts Amendment (Consent to Medical Treatment) Bill 2006	3			10		13
4	LC 170-1	Statutes (Repeals and Minor Amendments) Bill 2006				3		3
5	LA 183-2	Medical Practitioners Bill 2006				1		1
6	LA 185-2	Pharmacists Bill 2006		6				6
7	LA 217-2	Bail Amendment Bill 2007	1	1				2
8	LA 225-1	State Supply Commission Amendment Bill 2007				1		1
9	LA 226-2	Prostitution Amendment Bill 2007	6					6
10	LA 231-1	Acts Amendment (Justice) Bill 2007	1					1
11	LA 236-1	Cross-border Justice Bill 2007	17					17
12	LA 238-2	Industrial and Related Legislation Amendment Bill 2007	1	1				2
13	LA 239-1	Employment Dispute Resolution Bill 2007		13		1		14
14	LA 245-1	Legal Profession Bill 2007				1		1
15	LA 256-1	Community Protection (Offender Reporting) Amendment Bill 2007	19	1		1		21

BILLS WITH PROPOSED AMENDMENTS PUBLISHED IN SUPPLEMENTARY NOTICE PAPERS (2008)								
	BILL No.	BILL SHORT TITLE	Proposed amendments in published Supplementary Notice Papers (SNPs)					TOTAL
			ALP	LIBERAL.	NATIONAL.	GREENS (WA)	COMMITTEE.	
16	LA 257-1	Children and Community Services Amendment (Reporting Sexual Abuse of Children) Bill 2007	1					1
17	LA 122-1	Minerals and Energy Research Amendment Bill 2006	8	5				13
18	LA 190-2	Surrogacy Bill 2007		5				5
19	LA 240-1	Contractual Benefits Bill 2007	7					7
20	LA 237-1	Indigenous Conservation Title Bill 2007	4	2				6
21	LA 285-2	Electoral Amendment Bill (No. 2) 2008				3		3
22	LA 253-2	Road Traffic (Consequential Provisions) Bill 2007	12					12
23	LA 251-1	Road Traffic (Vehicles) Bill 2007	1			2		3
24	LC 004-1	Electoral Amendment (Miscellaneous) Bill		9				9
25	LA 007-1	Training Legislation and Amendment and Repeal Bill 2008	7			1		8
		TOTAL AMENDMENTS PROPOSED BY PARTY(S) IN SNPs	133	61	0	28	0	222

APPENDIX 4 SITTING SCHEDULE 2008



LEGISLATIVE COUNCIL 2008 SITTING DATES

- | | | | |
|---|----------------------|---|-----------------------|
| 1 | Tuesday, 19 February | — | Thursday, 21 February |
| 2 | Tuesday, 26 February | — | Thursday, 28 February |

RECESS 1 WEEK

- | | | | |
|---|-------------------|---|--------------------|
| 3 | Tuesday, 11 March | — | Thursday, 13 March |
| 4 | Tuesday, 18 March | — | Thursday, 20 March |

RECESS 1 WEEK

- | | | | |
|---|------------------|---|--------------------|
| 5 | Tuesday, 1 April | — | Thursday, 3 April |
| 6 | Tuesday, 8 April | — | Thursday, 10 April |

RECESS 3 WEEKS

- | | | | |
|---|-----------------|---|------------------|
| 7 | Tuesday, 6 May | — | Thursday, 8 May |
| 8 | Tuesday, 13 May | — | Thursday, 15 May |

RECESS 1 WEEK

- | | | | |
|----|-----------------|---|------------------|
| 9 | Tuesday, 27 May | — | Thursday, 29 May |
| 10 | Tuesday, 3 June | — | Thursday, 5 June |

RECESS 1 WEEK

- | | | | |
|----|------------------|---|-------------------|
| 11 | Tuesday, 17 June | — | Thursday, 19 June |
| 12 | Tuesday, 24 June | — | Thursday, 26 June |

RECESS 18 WEEKS (Includes the 2008 General Election)

- | | | | |
|----|----------------------|---|-----------------------|
| 13 | Thursday, 6 November | | |
| 14 | Tuesday, 11 November | — | Thursday, 13 November |

RECESS 1 WEEK

- | | | | |
|----|----------------------|---|-----------------------|
| 15 | Tuesday, 25 November | — | Thursday, 27 November |
| 16 | Tuesday, 2 December | — | Wednesday, 3 December |
| 17 | Tuesday, 9 December | | |

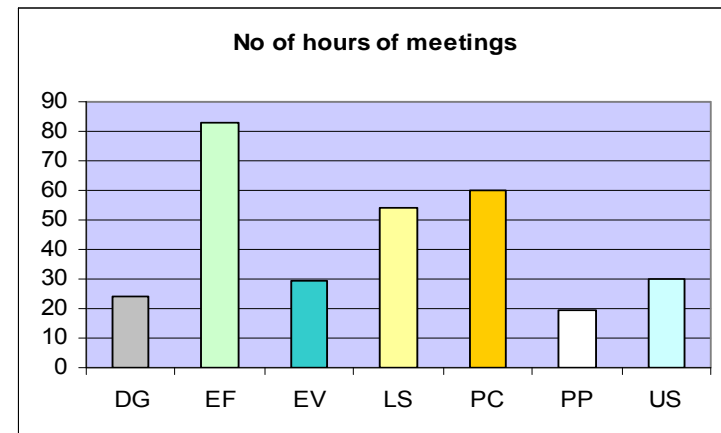
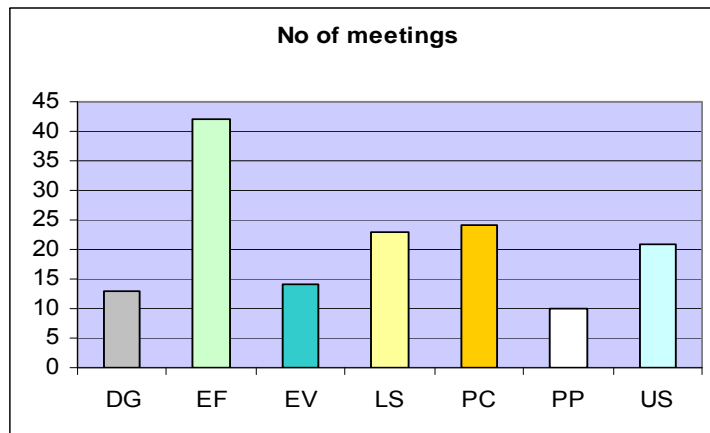
APPENDIX 5 STANDING COMMITTEE STATISTICS 2008

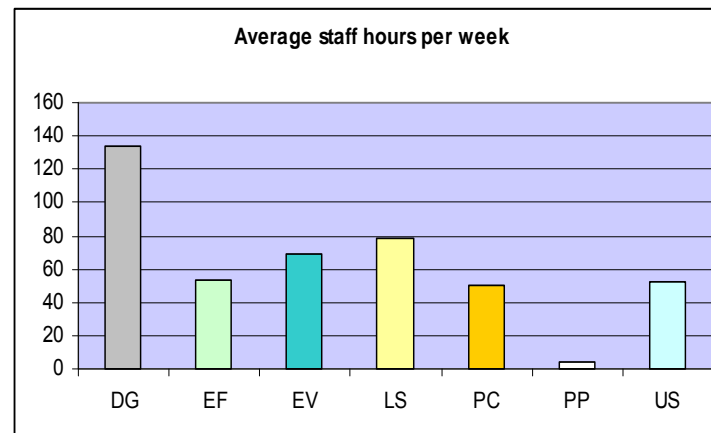
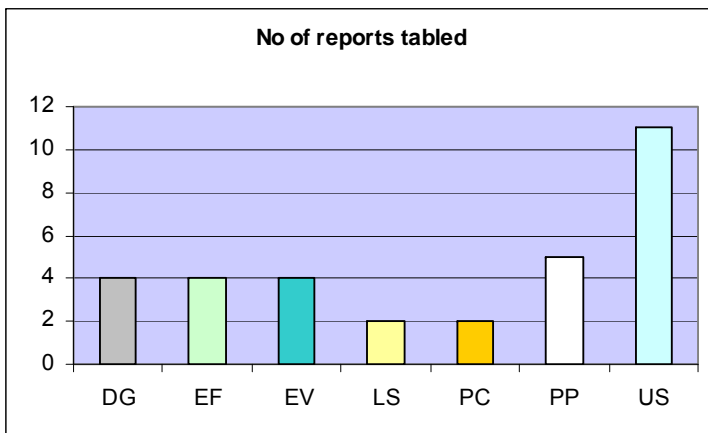
Key to abbreviations

Code	Name of Committee	Dates for comparison
DG	<u>Current</u> Delegated Legislation Committee	2004 to 2006 (created 28/06/2001)
EP	<u>Former</u> Environment and Public Affairs Committee	2004 → 17/08/05 (created 24/05/2001)
EF	<u>Current</u> Estimates and Financial Operations Committee	30/06/05 →
EV	<u>Current</u> Environment and Public Affairs Committee	17/08/05 →
LN	<u>Former</u> Legislation Committee	2004 → 17/08/05 (created 24/05/2001)
LS	<u>Current</u> Legislation Committee	17/08/05 →
PC	<u>Current</u> Public Administration Committee	17/08/05 →
PF	<u>Former</u> Public Administration and Finance Committee	2004 → 17/08/05 (created 24/05/2001)
PP	<u>Current</u> Procedure and Privileges Committee	2004 to 2005 (created 24/05/2001)
UG	<u>Former</u> Uniform Legislation and General Purposes Committee	2004 → 17/08/05 (created 11/04/2002)
US	<u>Current</u> Uniform Legislation and Statutes Review Committee	17/08/05 →

Key items

Key Items	DG	EF	EV	LS	PC	PP	US	Total	Average
No of meetings	13	42	14	23	24	10	21	147	21.00
No of hours of meetings	24.07	82.65	29.4	53.9	60.2	19.3	30	299.48	42.78
No of reports tabled	4	4	4	2	2	5	11	32	4.57
Average staff hours per week	133.7	53.36	69.2	78.2	50.1	3.96	52.3	440.83	62.98





General items

<i>Meetings</i>	DG	EF	EV	LS	PC	PP	US	Total	Average
No of meetings	13	42	14	23	24	10	21	147	21.00
No of hours of meetings	24.07	82.65	29.42	53.9	60.21	19.42	29.98	299.65	42.81
No of meetings/hearings in sitting weeks	12	33	14	14	18	8	12	111	15.86
No of hours of meetings/hearings in sitting weeks	21.24	61.5	29.42	30.19	32.19	15.09	14.57	204.2	29.17
No of meetings/hearings in non-sitting weeks	1	9	0	9	6	2	9	36	5.14

<i>Meetings</i>	DG	EF	EV	LS	PC	PP	US	Total	Average
No of hours of meetings/hearings in non-sitting weeks	2.83	21.15	0	22.99	28.02	4.33	15.41	94.73	13.53
No of public hearings	0	14	3	17	6	4	6	50	7.14
No of hours of public hearings	0	18.99	5.19	10	27.94	6.25	6.66	75.03	10.72
No of private hearings	0	6	0	1	1	1	0	9	1.29
No of hours of private hearings	0	7.59	0	0.5	3.08	0.35	0	11.52	1.65
No of witnesses	0	87	16	28	45	5	26	207	29.57
No of sub committee meetings	3	1	0	1	6	0	1	12	1.71
No of hours of sub committee meetings	2.91	0.75	0	1.08	27.1	0	2.33	34.17	4.88

<i>Reports</i>	DG	EF	EV	LS	PC	PP	US	Total	Average
No of reports tabled	4	4	4	2	2	5	11	32	4.57
No of pages of reports tabled	138	327	142	83	405	197	533	1825	260.71
No of copies of tabled reports printed	217	304	255	135	130	350	590	1981	283.00
No of copies of tabled reports distributed	206	297	235	125	120	250	487	1720	245.71
No of Minority Reports tabled	0	1	0	0	0	2	0	3	0.43

<i>Special Reports</i>	DG	EF	EV	LS	PC	PP	US	Total	Average
No of Request for Funds to Travel reports tabled	0	0	0	0	0	0	0	0	0.00
No of Special Reports tabled (incl request for extension of time)	0	3	0	1	0	0	1	5	0.71
No of Request for Extension of Time reports tabled	0	1	0	1	0	0	1	3	0.43
Informing the House that the committee has commenced an inquiry	0	2	1	0	2	0	0	5	0.71
Other	0	0	0	0	0	0	0	0	0.00

<i>Government Responses to Reports</i>	DG	EF	EV	LS	PC	PP	US	Total	Average
No of government responses to reports received	2	4	2	0	1	0	1	10	1.43
No of government responses outstanding (SO337) (incl overdue)	0	0	0	0	0	0	0	0	0.00
No of Government responses overdue	0	0	0	0	0	0	0	0	0.00
No of government responses received overdue	0	0	1	0	0	0	0	1	0.14

<i>Reports Subject to SO 337 with response due in 2008 or tabled in 2008 (or both)</i>	No of reports subject to SO 337	No of Ministers responses requested from	Received on time	Received late	Outstanding, but not overdue	Outstanding and overdue
Report tabled in 2007, response due in 2008	3	5	2	2	na	1
Report tabled in 2008, response due in 2008	6	10	4	4	0	2
Report tabled in 2008, response due in 2009	0	0	0	0	0	0

<i>Submissions</i>	DG	EF	EV	LS	PC	PP	US	Total	Average
No of submissions received	0	0	75	18	4	0	9	106	17.67
No of pages of submissions received	0	0	298	87	1738	0	33	2156	308

<i>Summonses</i>	DG	EF	EV	LS	PC	PP	US	Total	Average
No of Summonses issued	0	0	0	0	0	0	0	0	0.00

Staff	DG	EF	EV	LS	PC	PP	US	Total	Average
Average staff hours per week	133.69	53.36	69.22	78.21	50.1	3.96	52.29	440.83	62.98
No of Advisory Officer hours	3643.5	1168.5	1437.6	2067	1327.7	180	1526	11350.3	1621.47
No of Committee Clerk hours	1403	1392.75	1650	1592	825	10	830	7702.75	1100.39
No of Articled Clerk hours	1151.8	0	0	65	0	0	50	1266.8	180.97
No of Research Officer hours	0	0	235	30	276	0	53.5	594.5	84.93
No of temporary staff hours	179	0	0	0	0	0	0	179	25.57
No of consultants/counsel	1	0	0	0	0	0	0	1	0.14
No of consultants/counsel hours	39.7	0	0	0	0	0	0	39.7	5.67
No of staff who have worked on committee	8	12	4	3	7	4	7	45	6.43

**APPENDIX 6 SELECT COMMITTEE STATISTICS 2008 AND
COMPARISON: 2004, 2005, 2006, 2007 AND 2008**

Key to abbreviations

Code	Name of Committee	Dates
CN 04	Select Committee on Advocacy for Children (Appointment of a Commissioner for Children)	11/06/2003 - 02/07/2004
ET 06	Select Committee into the Department of Education and Training	15/11/2006 - 07/12/2006
FC 06	Select Committee on the Adequacy of Foster Care Assessment Procedures by the Department for Community Development	21/09/2005 - 24/08/2006
OB 07	Select Committee into Public Obstetric Services	24/05/2006 - 30/08/2007
PR 0701	Select Committee of Privilege on a Matter Arising in the Standing Committee on Estimates and Financial Operations	21/03/2007 - 13/11/2007
PR 0801	Select Committee into the Appropriateness of Powers and Penalties for Breaches of Parliamentary Privilege and Contempts of Parliament	05/06/2008 - 07/08/2008
RS 04	Select Committee on Reserves (Reserve 43131) Bill 2003	25/06/2003 - 18/11/2004
SY 08	Select Committee into the Police Raid on the Sunday Times	14/05/2008 - 07/08/2008
WC 04	Select Committee on Workers' Compensation	02/07/2004 - 17/11/2004

Key items for Select Committees which reported in 2008

Key Items	SY 08	PR0801
No of meetings	6	1
No of hours of meetings	27.34	0.25
No of reports tabled	0	0
Average staff hours per week	7.21	1.77

General items for Select Committees which reported in 2008

Meetings	SY 08	PR0801
No of meetings	6	1
No of hours of meetings	27.34	0.25
No of meetings/hearings in sitting weeks	0	1
No of hours of meetings/hearings in sitting weeks	0	0.25
No of meetings/hearings in non-sitting weeks	6	0
No of hours of meetings/hearings in non-sitting weeks	27.34	0
No of public hearings	14	0
No of hours of public hearings	12.42	0
No of private hearings	3	0
No of hours of private hearings	2.83	0
No of witnesses	25	0
No of sub committee meetings	0	0
No of hours of sub committee meetings	0	0

Reports	SY 08	PR0801
No of reports tabled	0	0
No of pages of reports tabled	0	0
No of copies of tabled reports printed	0	0
No of copies of tabled reports distributed	0	0
No of Minority Reports tabled	0	0

Special Reports	SY 08	PR0801
No of Request for Funds to Travel reports tabled	0	0
No of Special Reports tabled (incl request for extension of time)	0	0
No of Request for Extension of Time reports tabled	0	0
Informing the House that the committee has commenced an inquiry	0	0
Other	0	0

Government Responses to Reports	SY 08	PR0801
No of government responses to reports received	0	0
No of government responses outstanding (SO337) (incl overdue)	0	0
No of Government responses overdue	0	0
No of government responses received overdue	0	0

<i>Reports Subject to SO 337 with response due in 2008 or tabled in 2008 (or both)</i>	No of reports subject to SO 337	No of Ministers responses requested from	Received on time	Received late	Outstanding, but not overdue	Outstanding and overdue
Report tabled in 2007, response due in 2008	0	0	0	0	0	0
Report tabled in 2008, response due in 2008	0	0	0	0	0	0
Report tabled in 2008, response due in 2009	0	0	0	0	0	0

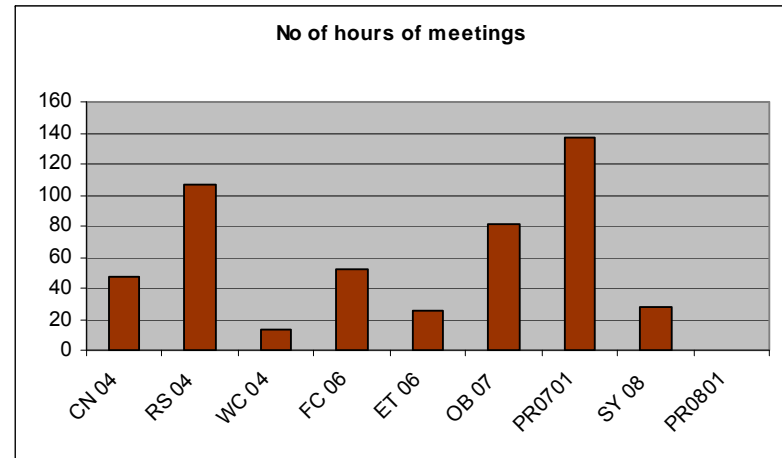
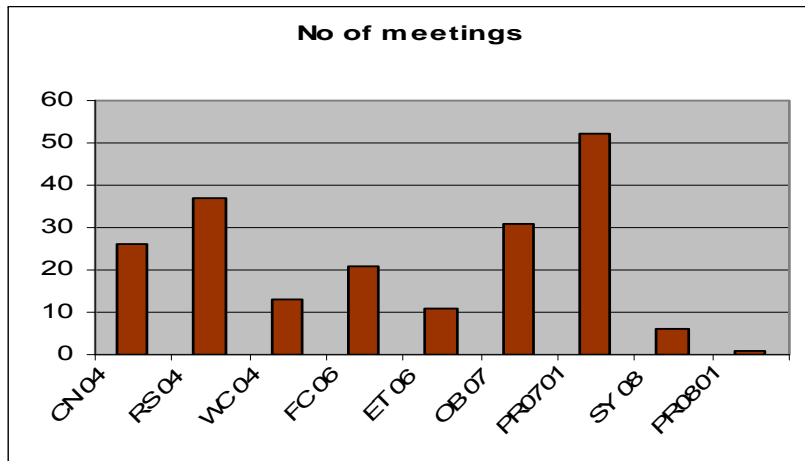
Submissions	SY 08	PR0801
No of submissions received	2	0
No of pages of submissions received	55	0

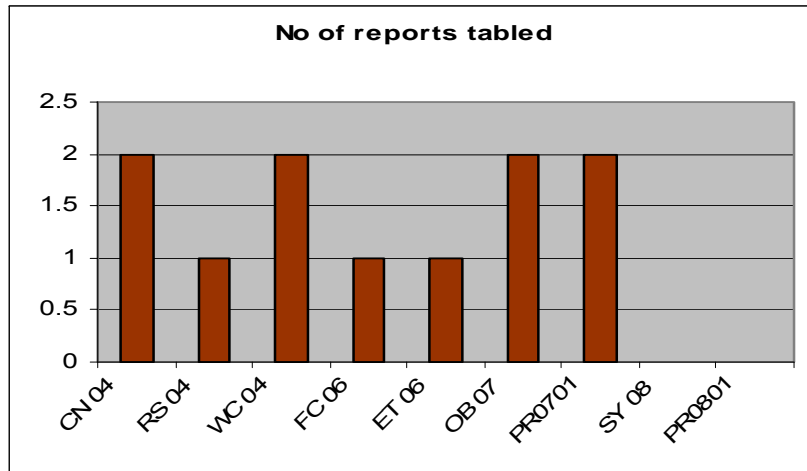
Summons	SY 08	PR0801
No of Summons issued	0	0

Staff	SY 08	PR0801
Average staff hours per week	7.21	1.77
No of Advisory Officer hours	195	79
No of Committee Clerk hours	175	6
No of Articled Clerk hours	12	0
No of Research Officer hours	315	0
No of temporary staff hours	0	0
No of consultants/counsel	0	0
No of consultants/counsel hours	0	0
No of staff who have worked on committee	5	3

Key item comparison for Select Committees which reported in 2004, 2005, 2006, 2007 and 2008

Key Items	CN 04	RS 04	WC 04	FC 06	ET 06	OB 07	PR0701	SY 08	PR0801
No of meetings	26	37	13	21	11	31	52	6	1
No of hours of meetings	47.25	107	13	51.91	25.96	80.94	136.5	27.34	0.25
No of reports tabled	2	1	2	1	1	2	2	0	0
Average staff hours per week	32.88	28.77	2.18	44.76	131.5	32.73	65.15	7.21	1.77





**APPENDIX 7 TRAVEL STATISTICS 2008 AND
COMPARISON: 2004, 2005, 2006, 2007 AND 2008**

Standing Committee travel 2008

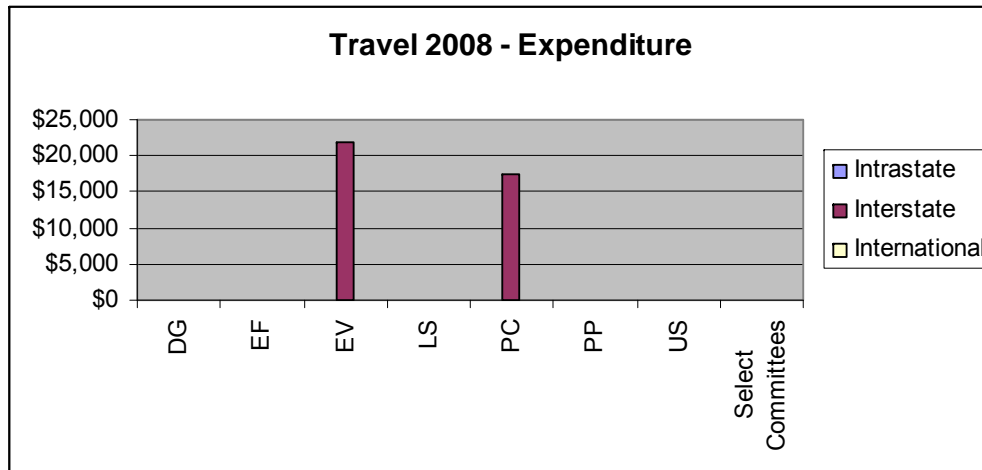
Travel	DG	EF	EV	LS	PC	PP	US	Total	Average trips per committee
No of trips – within Australia	0	0	1	0	1	0	0	2	0.29
No of trips – international	0	0	0	0	0	0	0	0	0.00
No of seminars/conferences organised	0	0	2	0	0	0	0	2	0.29
Site visits	0	0	1	0	1	0	0	2	0.29

Select Committee travel 2008

Travel	SY 08	PR0801
No of trips – within Australia	0	0
No of trips – international	0	0
No of seminars/conferences organised	0	0
Site visits	0	0

Travel 2008 - expenditure

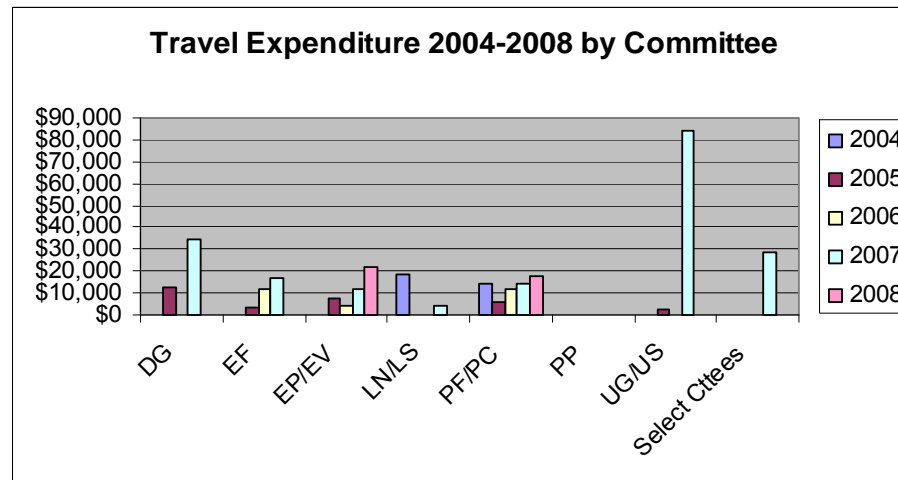
Totals for 2008	Intrastate	Interstate	International	Total
DG	\$0	\$0	\$0	\$0
EF	\$0	\$0	\$0	\$0
EV	\$0	\$21,955	\$0	\$21,955
LS	\$0	\$0	\$0	\$0
PC	\$0	\$17,571	\$0	\$17,571
PP	\$0	\$0	\$0	\$0
US	\$0	\$0	\$0	\$0
Select Committees	\$0	\$0	\$0	\$0
Total	\$0	\$39,526	\$0	\$39,526



Comparison of travel expenditure - 2004, 2005, 2006, 2007 and 2008

By committee

Committee	2004	2005	2006	2007	2008
DG	\$0	\$12,722	\$0	\$34,658	\$0
EF	\$0	\$3,722	\$12,117	\$16,898	\$0
EP/EV	\$0	\$7,509	\$4,537	\$11,841	\$21,955
LN/LS	\$18,866	\$0	\$0	\$4,072	\$0
PF/PC	\$14,412	\$6,278	\$11,418	\$14,121	\$17,571
PP	\$0	\$0	\$0	\$0	\$0
UG/US	\$0	\$2,496	\$0	\$84,258	\$0
Select Committees	\$0	\$0	\$0	\$28,700	\$0
Total	\$33,278	\$32,727	\$28,072	\$194,547	\$39,526



By destination

	Intrastate	Interstate	International	Total
2004	\$14,412	\$18,866	\$0	\$33,278
2005	\$0	\$32,727	\$0	\$32,727
2006	\$110	\$5,682	\$22,281	\$28,072
2007	\$2,871	\$33,577	\$158,100	\$194,547
2008	\$0	\$39,526	\$0	\$39,526
	\$17,393	\$130,378	\$180,381	\$328,150

