



# Geraldton District Result 2017









**Count Status:** Results Declared

**Count Progress:**  85.45%

\* This percent will only reach 100% if all eligible electors vote.

Two Candidate Preferred (after full distribution of preferences)		
Candidate	Votes	% Votes
BLAYNEY - LIB	10,759	 51.33%
DALTON - ALP	10,201	 48.67%

### Results by Candidate

Candidate	Party	Votes Counted	% Valid Votes
CONNOLLY	GRN	849	 4.05%
BROWN	NAT	3,669	 17.49%
CAUDWELL	SFP	791	 3.77%
BLAYNEY	LIB	5,808	 27.69%
DALTON	ALP	7,071	 33.71%
MARTIN	PHON	1,979	 9.44%
HALL	ACP	413	 1.97%
TANTI	IND	394	 1.88%
Total Valid Votes		20,974	
Informal		937	
<b>Total</b>		<b>21,911</b>	

Distribution of Preferences											
Distribution Level	CONNOLLY GRN	BROWN NAT	CAUDWELL SFP	BLAYNEY LIB	DALTON ALP	MARTIN PHON	HALL ACP	TANTI IND	Valid Votes	Exhausted	Total Votes
First Preference	849	3,669	791	5,808	7,071	1,979	413	394	20,974	0	20,974
Distribution 1	52	59	38	62	93	58	31	-394	-1	1	0
Progressive Total 1	901	3,728	829	5,870	7,164	2,037	444	0	20,973	1	20,974
Distribution 2	17	63	31	231	35	67	-444	0	0	0	0
Progressive Total 2	918	3,791	860	6,101	7,199	2,104	0	0	20,973	1	20,974
Distribution 3	111	213	-860	112	145	277	0	0	-2	2	0
Progressive Total 3	1,029	4,004	0	6,213	7,344	2,381	0	0	20,971	3	20,974
Distribution 4	-1,029	347	0	116	482	82	0	0	-2	2	0
Progressive Total 4	0	4,351	0	6,329	7,826	2,463	0	0	20,969	5	20,974
Distribution 5	0	991	0	821	649	-2,463	0	0	-2	2	0
Progressive Total 5	0	5,342	0	7,150	8,475	0	0	0	20,967	7	20,974
Distribution 6	0	-5,342	0	3,609	1,726	0	0	0	-7	7	0
<b>Total</b>	<b>0</b>	<b>0</b>	<b>0</b>	<b>10,759</b>	<b>10,201</b>	<b>0</b>	<b>0</b>	<b>0</b>	<b>20,960</b>	<b>14</b>	<b>20,974</b>

Results by Polling Place										
Polling Place	CONNOLLY GRN	BROWN NAT	CAUDWELL SFP	BLAYNEY LIB	DALTON ALP	MARTIN PHON	HALL ACP	TANTI IND	Informal	Total Votes
Allendale Primary School	53	218	90	359	472	125	29	18	44	1,408
Bluff Point Primary School	45	217	44	341	402	97	21	18	67	1,252
Cape Burney Volunteer Fire Brigade	9	62	7	42	80	24	5	5	14	248
Durlacher Street	49	148	34	235	292	85	35	13	48	939
Geraldton Primary School	85	165	44	291	465	85	27	20	60	1,242
Geraldton Senior College	22	63	13	90	157	22	14	10	19	410
John Batten Drummond Cove Community Centre	19	115	20	115	126	34	9	6	15	459
Moonyoonooka Polocrosse Club	2	58	10	97	41	26	3	4	12	253
Mt Tarcoola Primary School	47	203	40	407	468	111	24	18	48	1,366
Rangeway Primary School	47	158	70	163	532	115	16	24	74	1,199
Spalding Family Centre	20	68	19	145	266	56	15	11	45	645
Waggrakine Primary School	52	231	76	333	485	143	27	25	76	1,448
Walkaway Primary School	13	66	9	88	56	27	4	6	10	279
Wandina Primary School	16	134	10	196	171	46	11	12	18	614
Special Institutions, Hospitals & Remotes	6	25	10	74	97	19	10	18	20	279
Absent Votes	99	159	66	292	387	111	27	32	61	1,234
Early Votes (by Post)	36	191	40	464	314	130	25	41	46	1,287
Early Votes (In Person)	225	1,387	189	2,076	2,260	722	111	113	260	7,343
Provisional Votes	4	1	0	0	0	1	0	0	0	6
<b>Total Votes</b>	<b>849</b>	<b>3,669</b>	<b>791</b>	<b>5,808</b>	<b>7,071</b>	<b>1,979</b>	<b>413</b>	<b>394</b>	<b>937</b>	<b>21,911</b>