










Jandakot District Results 2017

Count Status: Results Declared

Count Progress:  90.17%

* This percent will only reach 100% if all eligible electors vote.

| Two Candidate Preferred (after full distribution of preferences) | | |
|--|--------|--|
| Candidate | Votes | % Votes |
| MUBARAKAI - ALP | 12,835 |  51.02% |
| FRANCIS - LIB | 12,323 |  48.98% |

| Results by Candidate | | | |
|----------------------|-------|---------------|---|
| Candidate | Party | Votes Counted | % Valid Votes |
| MUBARAKAI | ALP | 9,973 |  39.63% |
| GOBBERT | AJP | 587 |  2.33% |
| SPYKER | ACP | 901 |  3.58% |
| FRANCIS | LIB | 9,830 |  39.07% |
| COX | GRN | 1,735 |  6.90% |
| MURPHY | PHON | 1,681 |  6.68% |
| SAMRA | MBP | 456 |  1.81% |
| Total Valid Votes | | 25,163 | |
| Informal | | 1,030 | |
| Total | | 26,193 | |

| Distribution of Preferences | | | | | | | | | | |
|-----------------------------|---------------|-------------|------------|---------------|----------|-------------|-----------|---------------|-----------|---------------|
| Distribution Level | MUBARAKAI ALP | GOBBERT AJP | SPYKER ACP | FRANCIS LIB | COX GRN | MURPHY PHON | SAMRA MBP | Valid Votes | Exhausted | Total Votes |
| First Preference | 9,973 | 587 | 901 | 9,830 | 1,735 | 1,681 | 456 | 25,163 | 0 | 25,163 |
| Distribution 1 | 151 | 39 | 54 | 91 | 71 | 50 | -456 | 0 | 0 | 0 |
| Progressive Total 1 | 10,124 | 626 | 955 | 9,921 | 1,806 | 1,731 | 0 | 25,163 | 0 | 25,163 |
| Distribution 2 | 180 | -626 | 84 | 71 | 236 | 55 | 0 | 0 | 0 | 0 |
| Progressive Total 2 | 10,304 | 0 | 1,039 | 9,992 | 2,042 | 1,786 | 0 | 25,163 | 0 | 25,163 |
| Distribution 3 | 196 | 0 | -1,039 | 603 | 146 | 94 | 0 | 0 | 0 | 0 |
| Progressive Total 3 | 10,500 | 0 | 0 | 10,595 | 2,188 | 1,880 | 0 | 25,163 | 0 | 25,163 |
| Distribution 4 | 483 | 0 | 0 | 1,038 | 356 | -1,880 | 0 | -3 | 3 | 0 |
| Progressive Total 4 | 10,983 | 0 | 0 | 11,633 | 2,544 | 0 | 0 | 25,160 | 3 | 25,163 |
| Distribution 5 | 1,852 | 0 | 0 | 690 | -2,544 | 0 | 0 | -2 | 2 | 0 |
| Total | 12,835 | 0 | 0 | 12,323 | 0 | 0 | 0 | 25,158 | 5 | 25,163 |

| Results by Polling Place | | | | | | | | | | |
|---|---------------|-------------|------------|--------------|--------------|--------------|------------|--------------|---------------|--|
| Polling Place | MUBARAKAI ALP | GOBBERT AJP | SPYKER ACP | FRANCIS LIB | COX GRN | MURPHY PHON | SAMRA MBP | Informal | Total Votes | |
| Banksia Park Primary School | 510 | 40 | 51 | 815 | 146 | 85 | 38 | 71 | 1,756 | |
| Canning Vale Primary School | 970 | 57 | 84 | 914 | 144 | 155 | 52 | 92 | 2,468 | |
| Forrestdale Primary School | 241 | 18 | 31 | 193 | 38 | 81 | 13 | 42 | 657 | |
| Harrisdale Primary School | 1,119 | 60 | 103 | 788 | 176 | 131 | 75 | 94 | 2,546 | |
| Lakeland Senior High School | 273 | 16 | 12 | 365 | 41 | 69 | 15 | 33 | 824 | |
| Leeming Primary School | 690 | 27 | 60 | 966 | 142 | 98 | 28 | 76 | 2,087 | |
| Piara Waters Primary School | 1,213 | 47 | 122 | 830 | 164 | 160 | 58 | 108 | 2,702 | |
| Ranford Primary School | 981 | 41 | 112 | 980 | 131 | 136 | 29 | 91 | 2,501 | |
| West Leeming Primary School | 606 | 51 | 55 | 924 | 157 | 58 | 24 | 76 | 1,951 | |
| Special Institutions, Hospitals & Remotes | 0 | 0 | 0 | 0 | 0 | 0 | 0 | 0 | 0 | |
| Absent Votes | 1,340 | 106 | 123 | 984 | 315 | 266 | 48 | 182 | 3,364 | |
| Early Votes (by Post) | 820 | 52 | 60 | 923 | 103 | 184 | 29 | 72 | 2,243 | |
| Early Votes (In Person) | 1,201 | 72 | 85 | 1,143 | 175 | 257 | 45 | 93 | 3,071 | |
| Provisional Votes | 9 | 0 | 3 | 5 | 3 | 1 | 2 | 0 | 23 | |
| Total Votes | 9,973 | 587 | 901 | 9,830 | 1,735 | 1,681 | 456 | 1,030 | 26,193 | |