










South Perth District Result 2017

Count Status: Results Declared

Count Progress:  86.65%

* This percent will only reach 100% if all eligible electors vote.

| Two Candidate Preferred (after full distribution of preferences) | | |
|--|--------|---|
| Candidate | Votes | % Votes |
| McGRATH - LIB | 13,585 |  57.15% |
| VOROS - ALP | 10,187 |  42.85% |

| Results by Candidate | | | |
|----------------------|-------|---------------|--|
| Candidate | Party | Votes Counted | % Valid Votes |
| ST MARTIN | MBP | 443 |  1.86% |
| FRANCIS | IND | 244 |  1.03% |
| BROGAN | GRN | 2,806 |  11.80% |
| McGRATH | LIB | 11,899 |  50.04% |
| REID | IND | 884 |  3.72% |
| STEINECK | ACP | 441 |  1.85% |
| VOROS | ALP | 7,062 |  29.70% |
| Total Valid Votes | | 23,779 | |
| Informal | | 897 | |
| Total | | 24,676 | |

| Distribution of Preferences | | | | | | | | | | |
|-----------------------------|---------------|-------------|------------|---------------|----------|--------------|---------------|---------------|-----------|---------------|
| Distribution Level | ST MARTIN MBP | FRANCIS IND | BROGAN GRN | McGRATH LIB | REID IND | STEINECK ACP | VOROS ALP | Valid Votes | Exhausted | Total Votes |
| First Preference | 443 | 244 | 2,806 | 11,899 | 884 | 441 | 7,062 | 23,779 | 0 | 23,779 |
| Distribution 1 | 43 | -244 | 31 | 37 | 99 | 7 | 27 | 0 | 0 | 0 |
| Progressive Total 1 | 486 | 0 | 2,837 | 11,936 | 983 | 448 | 7,089 | 23,779 | 0 | 23,779 |
| Distribution 2 | 44 | 0 | 36 | 231 | 69 | -448 | 68 | 0 | 0 | 0 |
| Progressive Total 2 | 530 | 0 | 2,873 | 12,167 | 1,052 | 0 | 7,157 | 23,779 | 0 | 23,779 |
| Distribution 3 | -530 | 0 | 167 | 127 | 166 | 0 | 68 | -2 | 2 | 0 |
| Progressive Total 3 | 0 | 0 | 3,040 | 12,294 | 1,218 | 0 | 7,225 | 23,777 | 2 | 23,779 |
| Distribution 4 | 0 | 0 | 392 | 441 | -1,218 | 0 | 382 | -3 | 3 | 0 |
| Progressive Total 4 | 0 | 0 | 3,432 | 12,735 | 0 | 0 | 7,607 | 23,774 | 5 | 23,779 |
| Distribution 5 | 0 | 0 | -3,432 | 850 | 0 | 0 | 2,580 | -2 | 2 | 0 |
| Total | 0 | 0 | 0 | 13,585 | 0 | 0 | 10,187 | 23,772 | 7 | 23,779 |

| Results by Polling Place | | | | | | | | | |
|--|------------------|----------------|---------------|----------------|-------------|-----------------|--------------|------------|----------------|
| Polling Place | ST MARTIN MBP | FRANCIS IND | BROGAN GRN | McGRATH LIB | REID IND | STEINECK ACP | VOROS ALP | Informal | Total Votes |
| Challenger Reserve | 20 | 9 | 136 | 714 | 48 | 23 | 418 | 51 | 1,419 |
| Collier Primary School | 20 | 17 | 149 | 534 | 90 | 24 | 328 | 35 | 1,197 |
| Como Primary School | 37 | 19 | 380 | 1,263 | 85 | 56 | 785 | 116 | 2,741 |
| Curtin Primary School | 19 | 30 | 130 | 492 | 43 | 38 | 531 | 66 | 1,349 |
| Ernest Johnson Oval Pavilion | 16 | 11 | 70 | 413 | 32 | 2 | 200 | 32 | 776 |
| Kensington Primary School | 32 | 11 | 287 | 843 | 79 | 44 | 589 | 72 | 1,957 |
| Kent Street Senior High School | 3 | 1 | 14 | 47 | 6 | 0 | 35 | 7 | 113 |
| South Perth Primary School | 48 | 13 | 252 | 1,412 | 117 | 31 | 675 | 80 | 2,628 |
| St Augustine's Church Hall | 8 | 7 | 99 | 536 | 32 | 21 | 302 | 23 | 1,028 |
| St Pius X Parish Hall | 43 | 10 | 160 | 1,040 | 45 | 31 | 626 | 85 | 2,040 |
| Uniting Church - South Perth | 18 | 15 | 168 | 977 | 68 | 21 | 422 | 59 | 1,748 |
| Special Institutions, Hospitals & Remotes | 3 | 4 | 5 | 80 | 4 | 5 | 36 | 12 | 149 |
| Absent Votes | 73 | 37 | 477 | 1,118 | 63 | 64 | 853 | 124 | 2,809 |
| Early Votes (by Post) | 62 | 26 | 208 | 1,298 | 87 | 46 | 576 | 66 | 2,369 |
| Early Votes (In Person) | 41 | 34 | 269 | 1,129 | 85 | 34 | 681 | 66 | 2,339 |
| Provisional Votes | 0 | 0 | 2 | 3 | 0 | 1 | 5 | 3 | 14 |
| Total Votes | 443 | 244 | 2,806 | 11,899 | 884 | 441 | 7,062 | 897 | 24,676 |