

Quarterly performance report

Industry regulation

1 October to 31 December 2010

January 2011



Department of
Environment and Conservation

Our environment, our future



2011021

WESTERN AUSTRALIA
Laid on the Table of the
Legislative Assembly

23 MAR 2011

This paper should not be
removed from the Chamber

Department of Environment and Conservation
168 St Georges Terrace
Perth WA 6000
Tel: +61-8-6467 5000
Fax: +61-8-6467 5562
www.dec.wa.gov.au

© Department of Environment and Conservation 2011

January 2011

All material is the copyright of the Department of Environment and Conservation. No part of the contents of the publication may be reproduced without the consent of this agency.

Questions regarding this report should be directed to:

Alesha Hayward

Environmental Officer

Department of Environment and Conservation
Locked Bag 104
Bentley Delivery Centre
Western Australia 6983

Phone 6467 5296

Email alesha.hayward@dec.wa.gov.au

Contents

Works approvals and licence performance reporting	1
Second quarter 2010–11	1
Major resource project	1
Other projects	7
Controlled waste regulation	11

Figures

Figure 1 Major resource project works approvals history	5
Figure 2 Major resource project licence history	5
Figure 3 Major resource projects approvals granted by DEC since quarter 1, 2006	6
Figure 4 Average time taken to issue major resource applications	6
Figure 5 Other project works approval history	10
Figure 6 Other project licence history	10

Tables

Table 1 Major resource project works approvals history	3
Table 2 Major resource project licence history	3
Table 3 Major resource projects approvals granted by DEC since quarter 1, 2006	8
Table 4 Average time taken to issue major resource applications	8

Works approvals and licence performance reporting

Second quarter 2010–11

The Department of Environment and Conservation (DEC) issues works approvals and licenses to regulate prescribed activities, as authorised under Part V of the Environmental Protection Act 1986.

Major resource project

DEC has tracked and reported its performance in issuing major resource project approvals since quarter 1, 2006. In the 2008–09 financial year, DEC achieved an average of 59 working days to process 48 works approvals with only nine of the approvals exceeding the 60 working day target timeframe. DEC analysed the causes for these delays and implemented measures to ensure future works approval applications were issued within the target timeframe. These measures have been effective in improving performance and in the 2009–10 financial year DEC issued 100 per cent of works approvals in the 60 working day target timeframe. DEC granted 71 works approvals in 2009–10, a 50 per cent increase since the 2008–09 financial year. DEC also successfully reduced the average processing time for works approvals in the 2009–10 financial year from 59 (2008–2009), to 44 days.

For the 2008–09 financial year, DEC met the 60 working day target timeframe for 16 of the 21 licences issued and achieved an average of 49 working days to issue these applications. DEC has improved its performance in meeting the licence target timeframe in the last twelve months, with 100 per cent of licences issued within the 60-day target timeframe for the 2009–10 financial year, and reduced the average processing time for the 16 licences issued in the 2009–10 financial year from 49 (2008–09) to 42 days.

The quarterly figures for major resource project works approval and licence applications are summarised below (Tables and figures 1 and 2). It is noted DEC received over 55 new works approval applications this quarter compared to 31 new applications in quarter 1, 2010–11. DEC also granted the highest number of works approval applications since quarter 3, 2008–2009. Despite this significant increase, DEC processed works approval applications within an average time of 45 days. All licence applications were issued within the target timeframe of 60 working days and the average processing time was reduced to 34 days. DEC is well advanced in introducing further licensing reform in its Part V approvals process which should result in a streamlined and more timely approvals process with improved certainty of outcome.

A summary of all major resource projects granted by DEC and the average time taken to grant applications since quarter 3, 2005–06 is attached (see figures 3 and 4). The graphs indicate an

increasing number of approvals issued over time while on average DEC continues to meet its 60 working day target timeframe to issue project approvals.

TABLE
60 DAYS

2008

to Dec 2010

Table 1 Major resource project works approvals

Quarter	Applications carried over from previous quarter	New applications submitted	Applications granted	Applications awaiting Part V action	Applications refused	Applications withdrawn	Applications open at end of quarter	% of applications issued meeting target timeframe*	Average time to issue an application (working days)
Quarter 3 07/08	14	17	16	-	0	0	15	X 94%	36
Quarter 4 07/08	15	9	8	-	0	1	19	X 75%	49
Quarter 1 08/09	19	15	16	-	0	0	18	X 63%	65
Quarter 2 08/09	18	18	20	4	0	2	14	X 85%	60
Quarter 3 08/09	14	4	3	4	0	2	13	100%	49
Quarter 4 08/09	13	12	9	6	0	1	15	100%	54
Quarter 1 09/10	15	11	14	8	0	1	11	100%	55
Quarter 2 09/10	11	28	18	17	0	1	19	100%	49
Quarter 3 09/10	19	21	21	14	0	1	18	100%	38
Quarter 4 09/10	18	24	18	17	0	0	24	100%	43
Quarter 1 10/11	24	31	26	24	0	0	29	100%	45
Quarter 2 10/11	29	55	36	32	0	1	47	X 97%	45

*Target timeframe = 100% of applications issued in 60 working days

Table 2 Major resource project licences

Quarter	Applications carried over from previous quarter	New applications submitted	Applications granted	Applications awaiting Part V action	Applications refused	Applications withdrawn	Applications open at end of quarter	% of applications issued meeting target timeframe*	Average time to issue an application (working days)
Quarter 3 07/08	4	6	4	-	0	1	5	75%	34
Quarter 4 07/08	5	8	3	-	0	0	10	100%	13
Quarter 1 08/09	10	3	6	-	0	1	6	83%	46
Quarter 2 08/09	6	15	4	-	0	2	15	75%	49
Quarter 3 08/09	15	3	6	0	0	2	10	83%	44
Quarter 4 08/09	10	4	5	3	0	0	9	60%	60

RECORD APPROVED COMMENTS

Quarter	Applications carried over from previous quarter	New applications submitted	Applications granted	Applications awaiting Part V action	Applications refused	Applications withdrawn	Applications open at end of quarter	% of applications issued meeting target timeframe*	Average time to issue an application (working days)
Quarter 1 09/10	9	4	1	2	0	2	10	100%	59
Quarter 2 09/10	10	4	4	2	0	3	7	100%	48
Quarter 3 09/10	7	11	9	5	0	2	7	100%	43
Quarter 4 09/10	7	6	3	2	0	0	10	100%	27
Quarter 1 10/11	10	6	5	4	0	0	10	100%	49
Quarter 2 10/11	10	8	8	12	0	1	9	100%	34

*Target timeframe = 100% of applications issued in 60 working days

MAR 27 AM 11:54

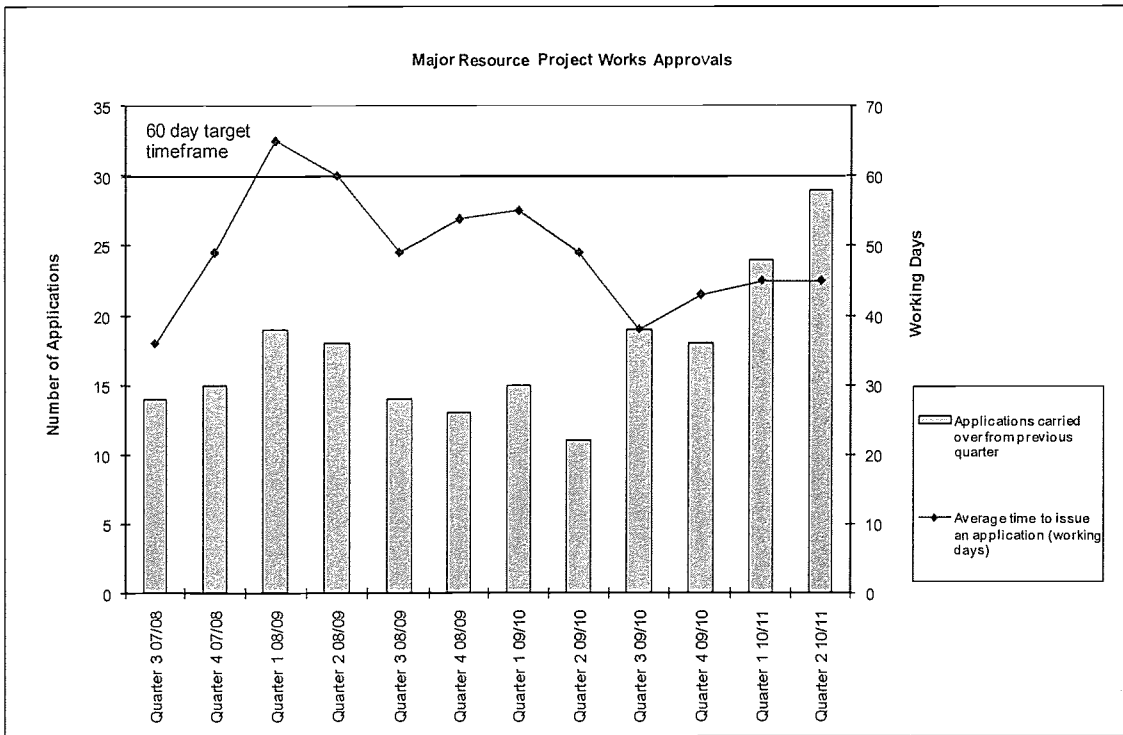


Figure 1 Other project works approvals history

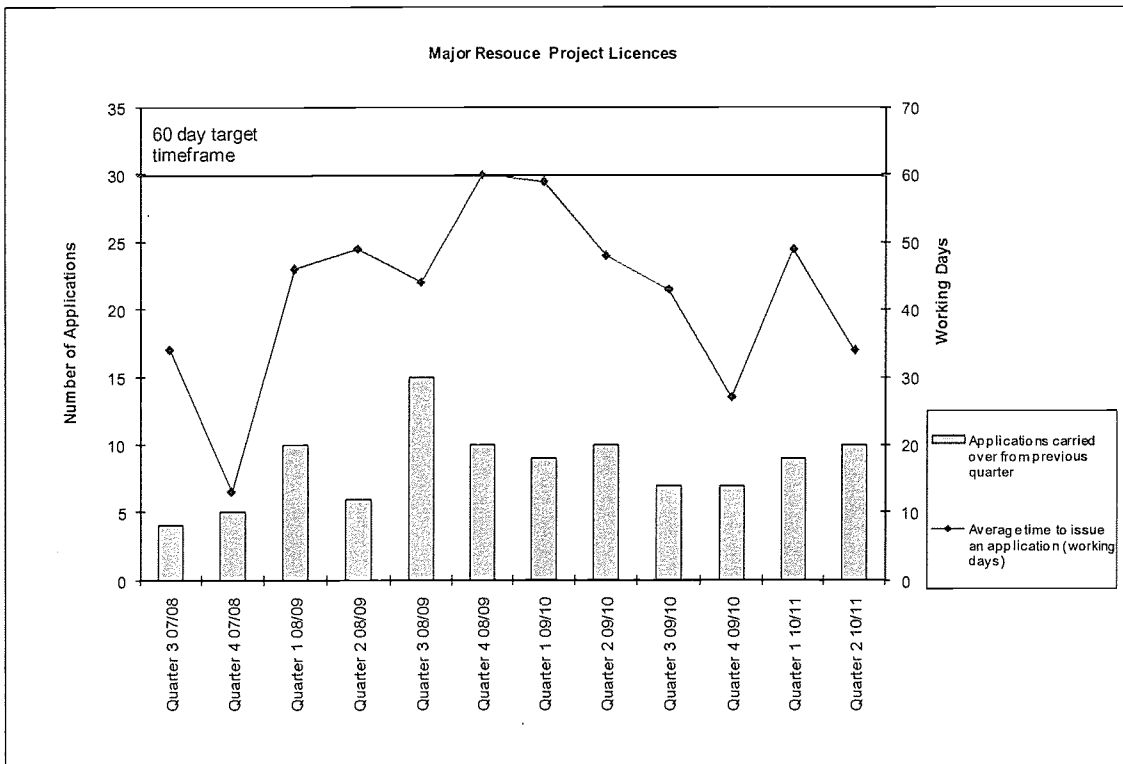


Figure 2 Other project licence history

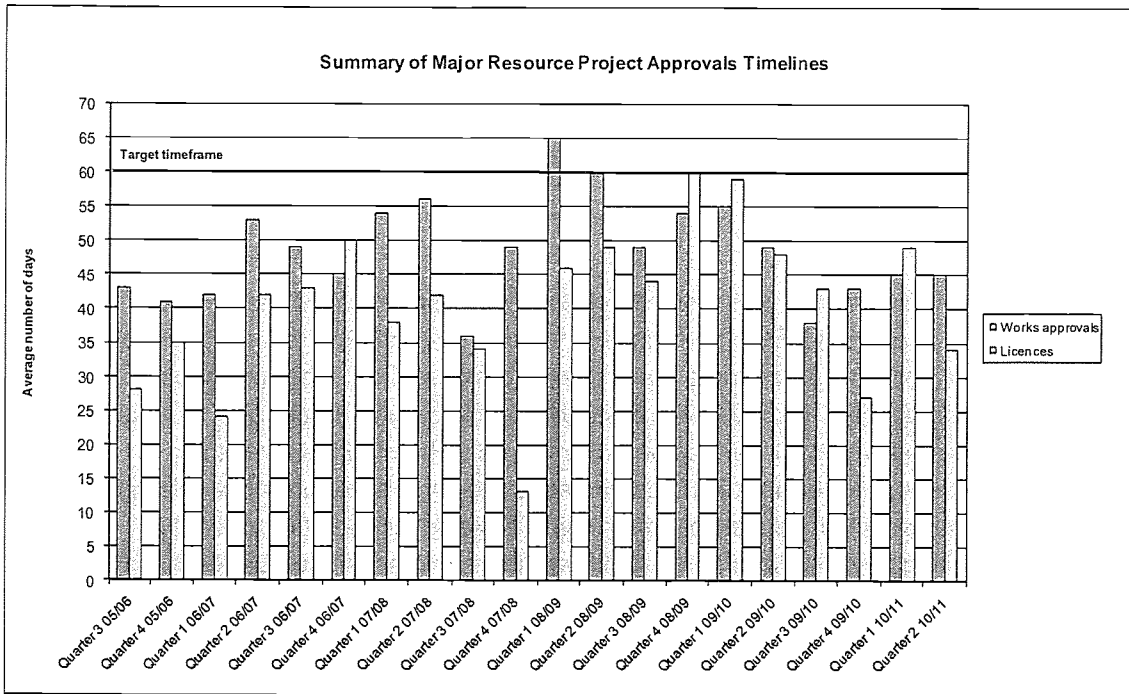


Figure 3 Major resource projects approvals granted by DEC since quarter 1 2006

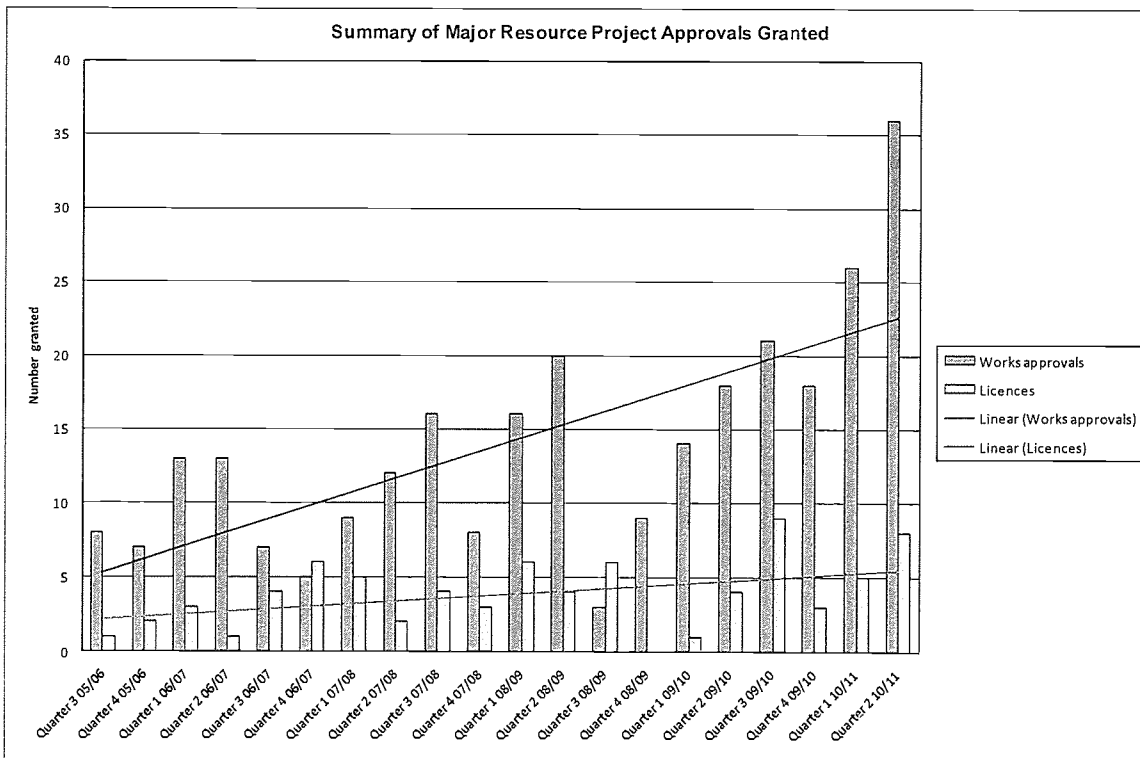


Figure 4 Average time taken to issue major resource applications

Other projects

DEC has set a target to issue 80 per cent of licence and works approval applications within a 60 working day timeframe.

In January 2010 tracking mechanisms were put into practice to monitor progress with applications on a regular basis with the aim of improving DEC's performance in meeting the target timeframe for all works approvals and licences. The new procedures have greatly improved DEC's performance. In quarter 4 of the 2009–10 financial year DEC achieved its target timeframe with 88 per cent of works approval applications being issued within 60 working days compared with only 25 per cent of applications in quarter 2, 2009–10. This quarter DEC continues to improve its performance issuing 93 per cent of works approval applications in the target timeframe. DEC also issued 100 per cent of licence applications in 60 working days this quarter, a significant improvement since quarter 2, 2009 (22 per cent).

The quarterly figures for other project works approval and licence applications are summarised in tables 3 and 4 and figures 5 and 6 below. The number of works approval applications granted by DEC this quarter continues to increase with 27 applications being issued. DEC has also managed to reduce the average processing time from 58 days in quarter 3, 2008–09 to 40 days this quarter.

The average time to process licence applications has also improved with the average processing time for applications reducing from 154 days (Q2 2009–10) to 43 days this quarter.

EMD
2508

Table 3 Other project works approvals

Quarter	Applications carried over from previous quarter	New applications submitted	Applications granted	Applications awaiting Part V action	Applications refused	Applications withdrawn	Applications open at end of quarter	% of applications issued meeting target timeframe*	Average time to issue an application (working days)
Quarter 4 08/09	6	15	10	U	U	0	11	40%	131
Quarter 1 09/10	11	11	11	U	U	1	10	56%	75
Quarter 2 09/10	10	11	16	U	U	0	14	25%	93
Quarter 3 09/10	14	24	11	19	1	1	25	64%	58
Quarter 4 09/10	25	29	25	18	0	3	26	88%	49
Quarter 1 10/11	26	17	20	11	0	2	21	96%	40
Quarter 2 10/11	21	33	27	17	0	1	26	93%	40

*Target timeframe = 80% of applications issued in 60 working days
U = data not available

Table 4 Other project licences

Quarter	Applications carried over from previous quarter	New applications submitted	Applications granted	Applications awaiting Part V action	Applications refused	Applications withdrawn	Applications open at end of quarter	% of applications issued meeting target timeframe*	Average time to issue an application (working days)
Quarter 4 08/09	26	15	15	U	U	0	26	75%	44
Quarter 1 09/10	26	9	10	U	U	0	25	63%	110
Quarter 2 09/10	25	8	9	U	U	0	17	22%	154
Quarter 3 09/10	9	15	5	11	0	1	18	80%	47
Quarter 4 09/10	18	8	8	3	0	4	14	63%	84
Quarter 1 10/11	14	10	9	4	0	0	15	83%	57
Quarter 2 10/11	15	19	5	14	1	1	27	100%	43

*Target timeframe = 80% of applications issued in 60 working days
bold = error in previous quarter of carry over, this value (9) is the actual open applications as of 31 December 2009
U = data not available

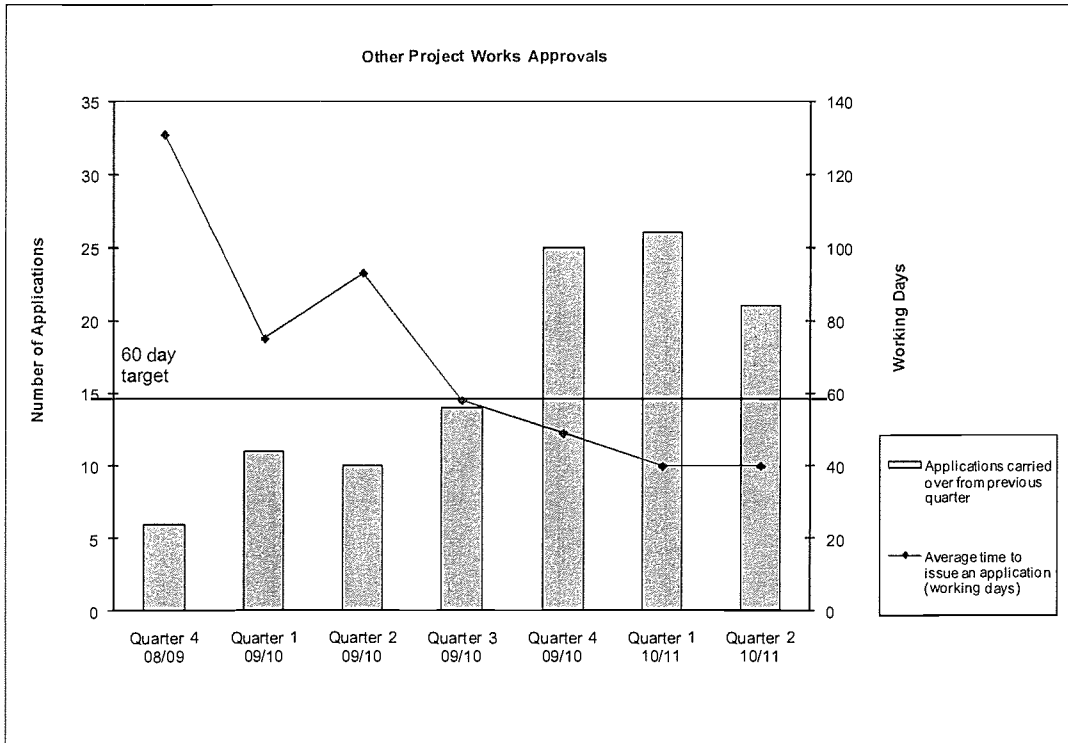


Figure 5 Other project works approval history

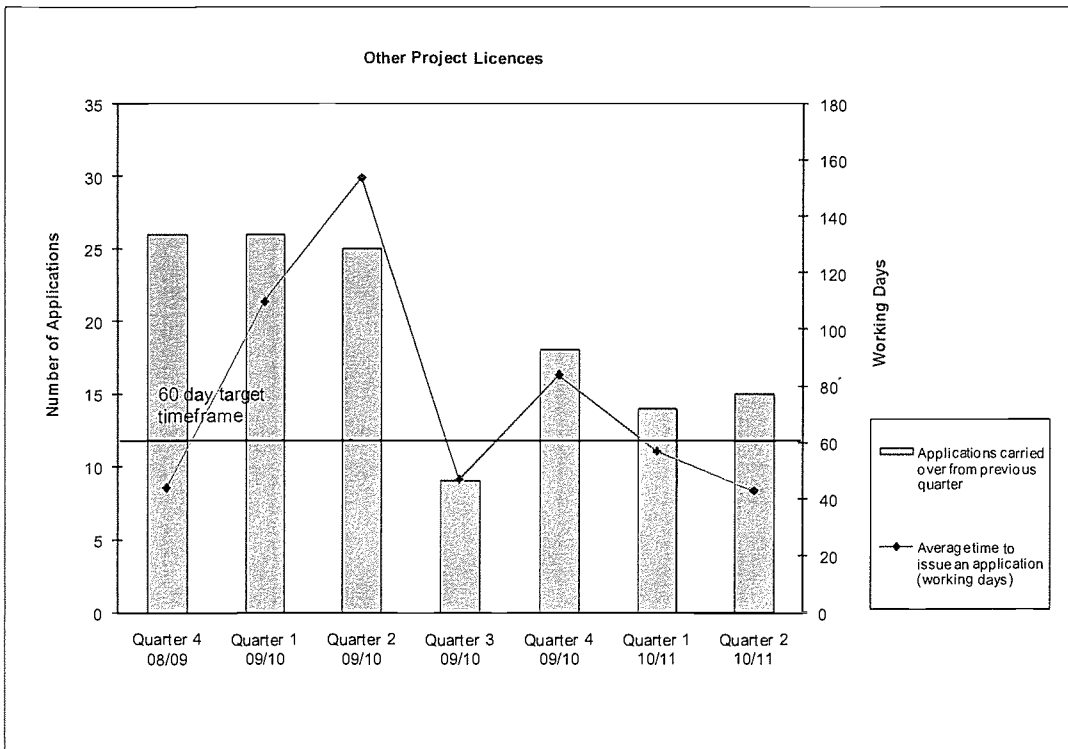


Figure 6 Other project licence history

Controlled waste regulation

The Department of Environment and Conservation issues licenses to carriers, vehicles and drivers involved in the transport of controlled waste on public roads within Western Australia under the Environmental Protection (Controlled Waste) Regulations 2004.

DEC tracks the assessment and issuing of new Controlled Waste Carrier vehicle and driver licence applications and has recently commenced reporting on it's quarterly statistics. The number of new licence applications issued by DEC since quarter 1, 2010 are summarised below (see figure 5).

The number of new licence applications issued by DEC since quarter 3, 2009–10 are summarised below (see figure 5).

DEC has set a target to issue 90 per cent of all new licence applications within a 30 working day timeframe.

The trend set in earlier periods has continued with the second quarter 2010–11 seeing 100 per cent of the 126 applications being completed within the targeted timeframe of 30 working days.

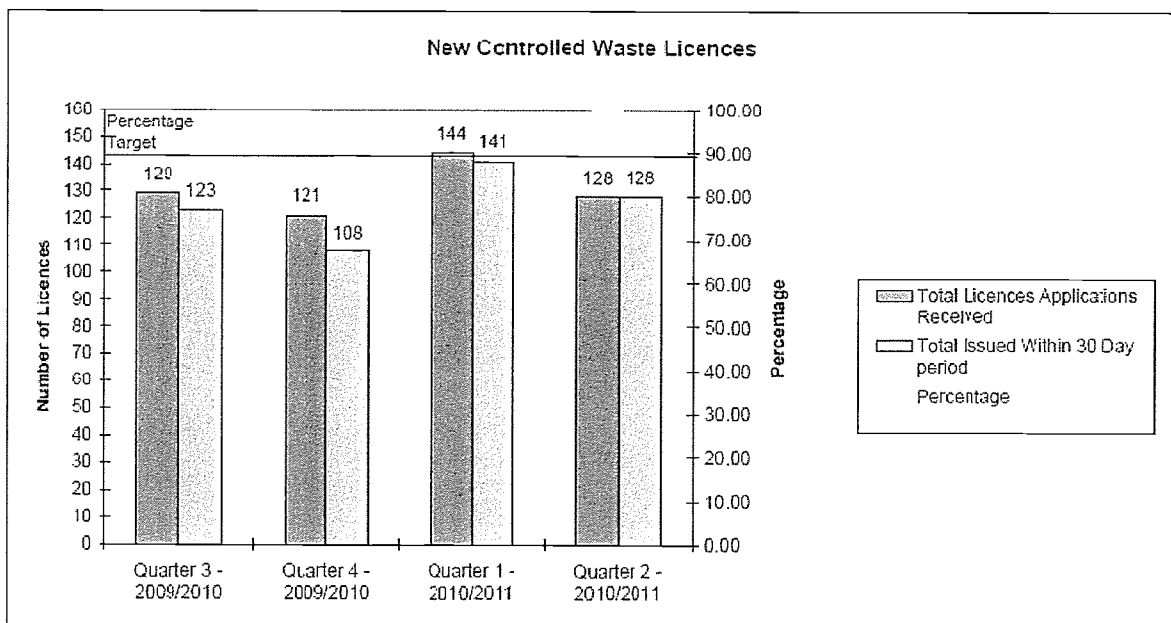


Figure 7 Controlled waste licence quarterly approvals

