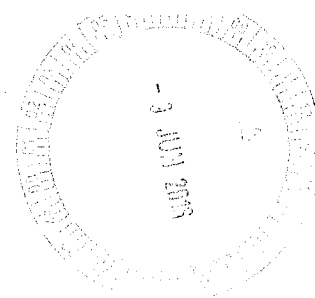


**ESTIMATES AND FINANCIAL OPERATIONS COMMITTEE
2016/ BUDGET ESTIMATES HEARINGS
QUESTIONS PRIOR TO HEARING**



Mental Health Commission

Hon Stephen Dawson MLC asked:

10. What was the number and location of psychiatrists for the following periods:

- a) 2015/16
- b) 2014/15
- c) 2013/14

ANSWER: Please see tables below

Table 1: North Metropolitan Health Service (NMHS) – Number and Location of Psychiatrists (YTD FTE)

LOCATION	JUNE 2014	JUNE 2015	APRIL 2016
NMHS MH Hospital Sites			
Selby Campus (Shenton Park)	4.7	5.4	6.2
Sir Charles Gairdner Hospital Mental Health Unit	7.1	8.7	7.7
Osborne Park Hospital Campus	0.3	0.6	0.7
Swan Campus (Midland)*	2.6	2.6	-
Women and Newborn Health Service			
King Edward Memorial Hospital	4	4	4
Graylands Hospital Campus			
– Graylands Hospital	12.8	12.7	12.7
– State Forensic Mental Health Service	11.8	9.9	10.9
Community Mental Health Services			
– City Community (Perth)	5.7	5.9	5.9
– Joondalup Community (Joondalup)	5.9	5.9	5.9
– Stirling Community	8.7	10.2	8.6
– Swan Community (Midland)	8.4	6	6.4
– Youth Community (Wembley, Northbridge, Success)	0.7	1.6	1.7
TOTAL	72.7	73.5	70.7

16/6/16 [Signature]

LOCATION	JUNE 2014	JUNE 2015	APRIL 2016
Public and Private Partnership (PPP)			
Joondalup Health Campus	4.2	4	3.8
St John of God Midland Public Hospital*	-	-	9
TOTAL	4.2	4	12.8

*On 24 November 2015, Swan District Hospital closed and St John of God Midland Public Hospital (SJGMPH) opened. Hospital services are now provided at SJGMPH.

Table 2: South Metropolitan Health Service – Number and Location of Psychiatrists

(YTD FTE)

LOCATION	JUNE 2014	JUNE 2015	APRIL 2016
Area Wide Services	-	-	0.86
Armadale Health Service	4.65	5.34	5.16
Bentley Hospital	7.18	7.40	8.12
Fiona Stanley Hospital	-	1.88	6.25
Fremantle Hospital	5.47	7.08	8.22
Rockingham Peel Group	10.43	10.77	10.66
Royal Perth Hospital	6.26	4.94	3.06
TOTAL	34.00	37.42	42.33

Public / Internet



16 / 5 / 16 

Table 3: Child and Adolescent Health Service – Number and Location of Psychiatrists (YTD FTE)

LOCATION	JUNE 2014	JUNE 2015	APRIL 2016
Paediatric Consultation Liaison (PMH)	2.61	3.46	2.07
Ward 4H (PMH)	1.0	1.0	-
Eating Disorders Program (PMH)	1.0	1.0	1.5
Pathways (Shenton Park)	0.64	0.50	0.80
Acute (various locations)	2.96	2.96	3.0
Community (various locations)	-	0.40	-
Bentley Family Clinic	1.52	1.57	.51
Complex Attention and Hyperactivity Disorder Service (Murdoch)	1.0	0.48	0.05
Complex Attention and Hyperactivity Disorder Service (Murdoch) / UWA	-	1.0	1.0
Touchstone (Bentley)	1.0	1.0	1.0
Bentley Adolescent Unit	-	0.55	2.0
Head of Department Acute	1.0	1.0	1.0
Head of Department Community	0.80	1.0	0.80
Fremantle	0.71	1.4	0.40
Armadale	0.82	1.0	1.0
Clarkson	1.0	1.0	1.0
Rockingham	1.0	1.0	1.0
Warwick	0.80	0.79	0.80
Hillarys	0.97	1.0	1.0
Peel	0.80	1.0	1.0
Shenton	0.56	1.18	1.0
Bentley	-	1.0	1.0
Swan	0.18	1.0	-
Swan/Fremantle	-	-	1.0
Fremantle/Executive	-	-	1.0
Bentley/Clarkson	-	-	1.0
Acute/Shenton	-	-	0.71
Director Clinical Services	0.90	0.90	0.90
Executive	0.70	0.60	0.50
Professor UWA/ Head of Department Specialised	-	1.0	1.0
TOTAL	21.97	28.79	28.04

Public / Internet

16 16 16 

**Table 4: WA Country Health Service – Number and Location of Psychiatrists
(YTD FTE)**

WACHS Geographic Location	Main Location	JUNE 2014	JUNE 2015	APRIL 2016
Central Office	Perth	0.40	0.40	0.62
Goldfields	Kalgoorlie	0.30	-	-
Great Southern	Albany	4.02	3.85	3.39
Kimberley	Broome	2.82	2.30	2.75
Midwest	Geraldton	2.00	1.56	1.12
Pilbara	South Hedland	1.00	1.00	1.00
South West	Bunbury	6.60	6.83	5.12
Wheatbelt	Northam	1.12	1.37	1.50
TOTAL		17.99	17.31	15.50

AK Mitchell

MINISTER FOR MENTAL HEALTH

Public / Internet

16/16/16 *[Signature]*