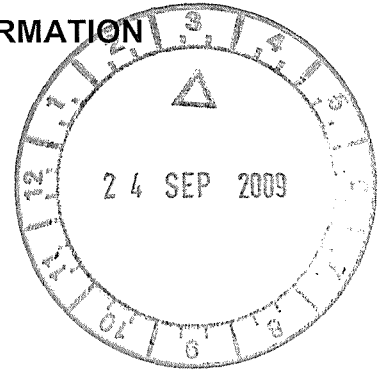


**PUBLIC**

**ESTIMATES AND FINANCIAL OPERATIONS COMMITTEE**

**QUESTIONS ON NOTICE SUPPLEMENTARY INFORMATION**



**Monday, 7 September 2009**

**Minister for Tourism**

*Question No. B1: Hon Liz Behjat asked:*

*For information on-*

- (1) The suburb of those people applying for accommodation on Rottnest Island came from; and*
- (2) Out of those applications received, of the number of people who have been given an opportunity to take up an offer of accommodation during those ballot periods, are they first-time offers or people visiting the island again?*

**Answer:**

Please refer to Attachment 1 which details successful applicants by suburb for the 2009/10 summer ballot.

The RIA does not keep records based on whether specific individuals have been successful in the ballot on more than one occasion.

The ballot selection process creates a new profile for each ballot booking. The ballot process gives no advantage to any one applicant over another. RIA Marketing has indicated nearly half of the visitors to Rottnest Island have been more than 10 to 20 times before.

# ATTACHMENT 1

## ROTTNEST ISLAND BALLOT - SUMMER 2009 (1st & 2nd Round)

Suburb	Successful Applicants	Suburb	Successful Applicants	Suburb	Successful Applicants	Suburb	Successful Applicants	Suburb	Successful Applicants
Alexander Heights	1	Bondi	2	Currambine	3	Geraldton	1	Jurien Bay	1
Alexandra Bridge	1	Booragoon	5	Daglish	1	Gidgegannup	2	Kalamunda	5
Alfred Cove	3	Brentwood	1	Dalkeith	10	Girrawheen	1	Kalgoorlie	2
Applecross	9	Brighton	1	Dalyellup	2	Glen Forrest	6	Kallaroo	9
Ardross	6	Brookfield	1	Darch	1	Golden Bay	1	Karawara	1
Armadale	2	Bruce	1	Dardanup	1	Gooseberry Hill	3	Kardinya	10
Ashburton	1	Bullcreek	5	Darlington	3	Greenmount	3	Karratha	1
Ashfield	2	Bunbury	1	Dawesville	1	Greenwood	9	Karrinyup	18
Ashgrove	1	Busselton	3	Dawesville	1	Guildford	2	Kensington	10
Attadale	16	Butler	2	Denmark	1	Gwelup	3	Kenwick	1
Atwell	2	Cable Beach	1	Dianella	10	Halls Head	2	Kew	1
Auchenflower	1	Canning Vale	6	Donnybrook	1	Hamersley	8	Kewdale	5
Augusta	1	Cannington	1	Doubleview	15	Hamilton Hill	4	Kingsley	9
Bakers Hill	1	Canterbury	1	Duncraig	32	Hammond Park	1	Kinross	2
Balcatta	5	Carabooda	1	Dunsborough	2	Hampton	1	Koondoola	1
Baldivis	3	Carine	7	Eagle Heights	1	Hampton North	1	Landsdale	1
Balga	2	Carlisle	1	East Bentley	1	Hawthorn	1	Langford	1
Ballajura	7	Carmel	1	East Cannington	1	Heathridge	5	Leederville	3
Banjup	2	Carramar	2	East Fremantle	28	Helena Valley	1	Leeming	8
Barragup	1	Caversham	1	East Perth	4	Henley Brook	1	Leichhardt	1
Baskerville	1	Churchlands	4	East Pingelly	1	High Wycombe	4	Lesmurdie	5
Bassendean	5	Citybeach	25	East Victoria Park	6	Hillarys	32	London	1
Bateman	5	Claremont	15	Edgewater	1	Hillman	1	Long Melford Suffolk	1
Bayswater	3	Clarkson	4	Ellenbrook	1	Hilton	4	Lynwood	1
Beaconsfield	6	Cloverdale	1	Elwood	1	Hocking	2	Madeley	3
Beckenham	1	Como	10	Esperance	1	Hovea	1	Madora Bay	1
Bedford	6	Connolly	4	Fadden	1	Huntingdale	1	Maida vale	2
Beeliar	1	Coogee	4	Falcon	2	Iluka	5	Mandurah	4
Belfast	1	Coolbinia	2	Ferndale	4	Inglewood	5	Manjimup	1
Bencubbin	1	Corrigin	1	Floreat	35	Innaloo	8	Manly	1
Bentley	2	Cottesloe	25	Forrestfield	1	Jandakot	1	Manning	2
Bertram	2	Craigie	3	Fremantle	14	Jolimont	4	Marangaroo	4
Bibra Lake	4	Crawley	2	Garran	1	Joondalup	5	Margaret River	8
Bicton	17	Cunderdin	1	Gelorup	1	Joondanna	1	Marmion	5

# ATTACHMENT 1A

Suburb	Successful Applicants	Suburb	Successful Applicants	Suburb	Successful Applicants	Suburb	Successful Applicants
Maylands	13	Nollamara	5	Rossmoyne	7	Tonbridge	1
Meadow springs	3	Noranda	1	Rozelle	2	Travancore	1
Melville	16	North Beach	3	Russell Lea	1	Trigg	9
Menora	2	North Fremantle	4	Ryde	1	Tuart Hill	8
Middle Park	1	North Perth	20	Safety Bay	3	Two Rocks	1
Milford	1	Northam	1	Salter Point	1	Victoria Park	6
Miling	2	Northbridge	2	Samson	2	Walpole	1
Millendon	1	Nungarin	1	San Remo	1	Wandi	1
Milton	1	Oakford	1	Scarborough	25	Wanneroo	2
Mindarie	1	Ocean Reef	11	Secret Harbour	2	Warnbro	5
Morley	4	Ormond	1	Semaphore	1	Waroona	1
Mosman Park	23	Padbury	6	Seville Grove	1	Warwick	2
Mount Claremont	3	Palmyra	11	Shelley	8	Waterford	1
Mount Hawthorn	2	Parkville	1	Shenton Park	14	Watermans Bay	1
Mount Helena	1	Parklands	1	Shoalwater	1	Wattle Grove	3
Mount Lawley	5	Parkwood	3	Silver Sands	2	Wembley	18
Mount Pleasant	4	Pemberton	1	Sinagra	1	Wembley Downs	10
Mount Richon	1	Peppermint Grove	11	Sorrento	22	West Geelong	1
Mt Claremont	6	Perth	5	South Fremantle	7	West Leederville	10
Mt Hawthorn	7	Piara Waters	1	South Lake	1	West Perth	3
Mt Lawley	8	Pinjarra	1	South Lakes	1	Westminster	2
Mt pleasant	2	Port Hedland	1	South Perth	24	White Gum Valley	8
Mt Tarcoola	1	Port Kennedy	4	Spearwood	4	Wickepin	1
Mukinbudin	3	Quedjinup	1	St. James	1	Wickham	1
Mullaloo	7	Quinns Rocks	3	Stirling	8	Willagee	7
Mundaring	4	Redfern	1	Subiaco	12	Willetton	10
Munster	1	Richmond	1	Success	2	Windsor	1
Murdoch	4	Ridgewood	1	Swan View	1	Winthrop	6
Myaree	4	Rivervale	2	Swanbourne	4	Woodlands	8
Narrogin	1	Rockingham	3	Taipa	1	WOODVALE	8
Nedalnds	18	Rockingham Beach	1	Tapping	1	Yangebup	2
Newman	1	Rolystone	2	The Junction	1	Yelbeni	1
Newport	1	Romsey	1	The Vines	3	Yokine	10
Ningbo	1	Rose Bay	1	Thornlie	3		

**ESTIMATES AND FINANCIAL OPERATIONS COMMITTEE**  
**QUESTIONS ON NOTICE SUPPLEMENTARY INFORMATION**

**Monday, 7 September 2009**


**Minister for Tourism**

*Question No. B2: Hon Lynn MacLaren asked:*

*How much is allocated in the Rottneest Island Authority's budget for the protection of natural and cultural heritage?*

Answer:

Operational Budget	\$3.5m
Capital Budget	\$1.0m
Total	\$4.5m



**ESTIMATES AND FINANCIAL OPERATIONS COMMITTEE**  
**QUESTIONS ON NOTICE SUPPLEMENTARY INFORMATION**

**Monday, 7 September 2009**

**Minister for Tourism**

*Question No. B3: Hon Lynn MacLaren asked:*

*For details of the consultation that took place for the new management plan.*


Answer:

Community consultation on the draft Rottnest Island Management Plan 2009 - 2014 (RIMP) was conducted for a period of two months (3 March to 5 May 2009). A total of 203 submissions were received by the closing date.

Organisation submissions were received from:

- Boating WA
- Department of Indigenous Affairs
- Department of Planning and Infrastructure (New Coastal Assets Branch)
- Engineers Australia (WA) Engineering Heritage Panel
- Heritage Council WA
- National Trust WA
- Parks and Leisure WA
- Rottnest Island Business Community
- Rottnest Island Cultural Heritage Advisory Committee
- Rottnest Society
- Rottnest Volunteer Guides Association (RVGA)
- Tourism Council WA (TCWA)
- Tourism Western Australia (TWA)
- WA Museum
- WA Naturalists Club
- Winnits

The remainder came from Rottnest visitors, businesses, researchers, and other interested individuals. The submissions jointly represent the views of thousands of stakeholders and Rottnest Island visitors.



**ESTIMATES AND FINANCIAL OPERATIONS COMMITTEE**  
**QUESTIONS ON NOTICE SUPPLEMENTARY INFORMATION**

**Monday, 7 September 2009**

**Minister for Tourism**

*Question No. B4: Hon Lynn MacLaren asked:*

*How Ecotourism is defined by the RIA?*

Answer:

Ecotourism (ref. RIMP 2009-2014) is defined by the RIA as “ecologically sustainable tourism with a primary focus on experiencing natural areas that fosters environmental and cultural understanding, appreciation and conservation”.

A handwritten signature in black ink, appearing to read "Lynne MacLaren". The signature is written in a cursive style with a large loop at the end of the last name.

**ESTIMATES AND FINANCIAL OPERATIONS COMMITTEE**  
**QUESTIONS ON NOTICE SUPPLEMENTARY INFORMATION**

**Monday, 7 September 2009**

**Minister for Tourism**

*Question No. B5: Hon Lynn MacLaren asked:*

*What resources have been allocated to oversee the ecotourism and Indigenous tourism products, and how the RIA looks at the impacts of these on the natural environment.*

Answer:


All tourism products are evaluated by the RIA for impacts on the natural and cultural heritage values of the Island before granting a concession to operate. The following overview is provided to demonstrate the level of resourcing associated with ensuring the impacts of these products on the natural environment are minimised.

RIMP Initiative 2 relates to the development and implementation of a Tourism and Recreation Strategy that includes research, planning, business and product development, and marketing for a range of relevant recreational experiences, facilities, interpretation, tours and events on Rottneest Island for all visitors. Initiative 2 has been funded to \$50k pa for the first two years with another \$20k pa for the remaining three years. This strategy will include nature-based, marine, heritage, cultural, Aboriginal and geological recreation and tourism opportunities suited to the environment and target markets.

The Tourism and Recreation Strategy will be informed by the results of Sustainable Visitor Research undertaken in accordance with RIMP Initiative 5, which is funded to \$50k in 2009-10.

Management of Rottneest Island's terrestrial environment will be guided by RIMP Initiative 17, the development of a Terrestrial Management Strategy, which is funded at \$50k pa for the first two years of the RIMP and \$40k pa for the following three years. The Terrestrial Management Strategy objective is sustainable management of the terrestrial environment, sustainable recreation, and protection of the natural assets on which RIA bases its holiday and recreation business in moving towards financial sustainability.

A Marine Management Strategy was developed with extensive consultation in 2007. The objective of the Strategy is to maintain the condition, integrity and protection of the biodiversity of the marine environment. Implementation of the Strategy, RIMP Initiative 18, has been funded at \$30k in 2010-11 with an additional \$40k pa for the remaining three years.



RIMP Initiative 8, Aboriginal Reconciliation, includes Indigenous Tourism and Aboriginal reconciliation projects and has been allocated \$50k in 2009-10 and a further \$100k pa for each of the subsequent four years.

Key components of the RIMP and the above strategies and initiatives are administered through RIA's Service 2, Conservation of the Natural and Built Environment, which has a funding allocation of \$3.5 million for 2009-10.



**ESTIMATES AND FINANCIAL OPERATIONS COMMITTEE**  
**QUESTIONS ON NOTICE SUPPLEMENTARY INFORMATION**

**Monday, 7 September 2009**


**Minister for Tourism**

*Question No. B6: Hon Ljiljana Ravlich asked:*

*For a copy of RIA's cash flows and costs for the past three years?*

Answer:

Refer Attachment 2.

A handwritten signature in black ink, reading "Gyulud Benetaka". The signature is written in a cursive style and is positioned in the lower right quadrant of the page.

# ATTACHMENT 2

**ROTTNEST ISLAND AUTHORITY  
CASH FLOW STATEMENT  
FOR THE YEAR ENDED 30 JUNE 2009**

	Note	2008/2009 \$	2007/2008 \$	2006/2007 \$
<b>CASH FLOWS FROM OPERATING ACTIVITIES</b>				
<b>Receipts</b>				
Sale of goods and services		490,512	1,140,541	3,686,698
Provision of services		26,608,342	26,925,183	24,234,733
Commonwealth grants and contributions		7,000	14,000	107,000
Interest received		1,074,769	1,015,558	643,758
GST receipts on sales		2,802,675	2,940,853	2,767,116
GST receipts from taxation authority		1,123,513	899,881	579,327
Other receipts		213,439	393,054	206,376
<b>Payments</b>				
Cost of Sales		(231,085)	(811,899)	(1,550,303)
Employee benefits		(8,611,787)	(7,406,900)	(8,408,160)
Supplies and services		(17,522,306)	(14,720,550)	(14,781,788)
Finance costs		(170,043)	(369,256)	(293,908)
GST payments on purchases		(3,143,307)	(2,085,970)	(2,759,657)
GST payments to taxation authority		(782,880)	(1,754,765)	(585,379)
Other payments		(160,016)	(248,283)	(824,382)
<b>Net cash provided by operating activities</b>	30	<b>1,698,826</b>	<b>5,931,448</b>	<b>3,021,431</b>
<b>CASH FLOWS FROM INVESTING ACTIVITIES</b>				
Proceeds from sale of non-current physical assets		11,812	91,222	17,000
Purchase of non-current physical assets		(10,645,885)	(4,913,427)	(9,450,971)
<b>Net cash used in investing activities</b>		<b>(10,634,073)</b>	<b>(4,822,205)</b>	<b>(9,433,971)</b>
<b>CASH FLOWS FROM FINANCING ACTIVITIES</b>				
Repayment of borrowings		(4,690,567)	-	-
<b>Net cash provided by / (used in) financing activities</b>		<b>(4,690,567)</b>	<b>-</b>	<b>-</b>
<b>CASH FLOWS FROM STATE GOVERNMENT</b>				
Grants and subsidies		2,225,400	2,275,318	2,614,958
Equity contribution		7,623,000	5,656,000	6,456,000
<b>Net cash provided by State Government</b>		<b>9,848,400</b>	<b>7,931,318</b>	<b>9,070,958</b>
<b>Net increase in cash held</b>		<b>(3,777,415)</b>	<b>9,040,561</b>	<b>2,658,418</b>
Cash and cash equivalents at the beginning of the period		20,580,980	11,540,419	8,882,001
<b>Cash and cash equivalents at the end of the period</b>	30	<b>16,803,565</b>	<b>20,580,980</b>	<b>11,540,419</b>

# ATTACHMENT 2A

17/09/2009

## INCOME STATEMENT FOR THE YEAR ENDED 30 JUNE 2009

	2008/2009	2007/2008	2006/2007
	\$	\$	\$
<b>INCOME</b>			
<i>Revenue</i>			
Sales	490,512	1,140,541	3,686,698
Provision of services	25,323,151	24,617,527	21,901,270
Commonwealth grants and contributions	7,000	14,000	107,000
Interest revenue	1,009,469	1,070,564	680,009
Other revenues	250,425	426,558	206,376
<i>Gains</i>			
Gains on disposal of non-current assets	11,812	-	11,995
<b>Total Income</b>	<b>27,092,369</b>	<b>27,269,190</b>	<b>26,593,348</b>
<b>EXPENSES</b>			
Cost of sales	266,844	586,949	1,537,860
Employee benefits expense	8,480,174	7,492,603	8,454,734
Supplies and services	17,444,304	16,736,843	15,821,288
Depreciation and amortisation expense	5,489,665	4,390,251	4,059,264
Finance costs	170,043	305,954	277,914
Accommodation expenses	200,751	186,815	150,773
Loss on disposal of non-current assets	-	60,130	-
Other expenses	195,832	281,283	403,971
<b>Total Expenses</b>	<b>32,247,614</b>	<b>30,040,828</b>	<b>30,705,804</b>
Loss before grants and subsidies from State Government	(5,155,245)	(2,771,638)	(4,112,456)
Grants and subsidies from State Government	2,225,400	2,275,318	2,743,958
<b>Profit / (Loss) before Significant Items</b>	<b>(2,929,845)</b>	<b>(496,320)</b>	<b>(1,368,498)</b>
<b>Significant Items</b>			
Services received free of charge	3,853,007	1,013,923	479,830
<b>Profit / (Loss) for the period</b>	<b>923,162</b>	<b>517,603</b>	<b>(888,668)</b>

**ESTIMATES AND FINANCIAL OPERATIONS COMMITTEE**  
**QUESTIONS ON NOTICE SUPPLEMENTARY INFORMATION**

**Monday, 7 September 2009-09-21**

**Minister for Tourism**


*Question No. B7: Hon Ljiljana Ravlich and Hon Ken Travers: asked:*

*For a copy of the operational budget for 2008-09 and 2009-10 and five year forward estimates.*

Answer:

Refer Attachments 3 and 4.

Forward estimates are provided to 2013-14 which is consistent with the life of the Rottne Island Management Plan.



# ATTACHMENT 3

## **Rottneest Island Authority SDP Budget Framework 2009/10 to 2013/14**

	<b>2009-10</b> \$'000	<b>2010-11</b> \$'000	<b>2011-12</b> \$'000	<b>2012-13</b> \$'000	<b>2013-14</b> \$'000
Revenue	35 285	36 877	38 353	39 694	40 884
Expenditure	34 780	36 815	37 776	38 847	40 001
<b>Profit/(Loss)</b>	<b>505</b>	<b>62</b>	<b>577</b>	<b>847</b>	<b>883</b>
Less depreciation (non-cash item)	4 606	4 743	4 885	5 032	5 183
<b>Cash Increase from Operations</b>	<b>5 109</b>	<b>4 805</b>	<b>5 462</b>	<b>5 879</b>	<b>6 066</b>
Less general capital	(3 700)	(3 700)	(3 700)	(3 700)	\$3 700)
Less specific capital Initiatives	(210)	(400)	(100)		
Less Accommodation Redevelopment Reserve	(1 500)	(1 500)	(1 500)	(1 500)	(1 500)
<b>Net Cash Inflow/(draw)</b>	<b>(301)</b>	<b>(795)</b>	<b>162</b>	<b>679</b>	<b>866</b>

## Attachment 4

### ROTTNEST ISLAND AUTHORITY Financial Estimate for 2008-2009

ROTTNEST ISLAND AUTHORITY CONSOLIDATED P&L (High level) - in \$000's	BUDGET 2008-2009
<b>REVENUE (Operating Activities)</b>	
<u>Accommodation</u>	
Units & Cabins	12,747
<u>Visitors Services</u>	
Bike Hire & Tours	3,899
Retail & Other	548
<u>Property Management</u>	
Business Tenants & Leases	1,454
Housing Rents	439
<u>Marine &amp; Terrestrial</u>	
Mooring & Facilities fees	2,026
Education Activity	60
<u>Other Income</u>	
Admission Fees	3,578
Utility Sales	802
Fuel Rebates & sales	930
Facilities & Other Income	225
<b>TOTAL REVENUE (Operating Activities)</b>	<b>26,706</b>
<b>EXPENSES (Operating Activities)</b>	
<b>PAYROLL COSTS</b>	<b>10,367</b>
<b>SUPPLIES &amp; SERVICES</b>	
Cost of Sales	221
Admin & General	3,255
Communication	923
Sales & Marketing	587
Housekeeping & Cleaning	2,533
Other Maintenance, R & R	1,398
FF&E Replacements	273
FMA - Maintenance Contract	2,781
- Management Fees	2,574
- Electricity & Fuel	1,900
- Water, Gas, & Waste	885
<b>TOTAL EXPENDITURE (Operating Activities)</b>	<b>27,696</b>
<b>OPERATING PROFIT before Grants &amp; Depreciation</b>	<b>(990)</b>
<b>Grants &amp; Subsidies</b>	<b>2,200</b>
<b>Profit Before Non Operating Activities &amp; Depreciation</b>	<b>1,210</b>
<b>REVENUE (Non-Operating Activities)</b>	
Interest Revenue & Other income	5,651
<b>EXPENSES (Non-Operating Activities)</b>	
R&D & Others	(1,072)
Finance Costs	(518)
<b>NET Non-Operating Activities</b>	<b>4,061</b>
<b>PROFIT/(LOSS) Before Depreciation</b>	<b>5,271</b>
<b>DEPRECIATION</b>	<b>4,747</b>
<b>PROFIT/(LOSS) After Depreciation</b>	<b>524</b>

**ESTIMATES AND FINANCIAL OPERATIONS COMMITTEE**  
**QUESTIONS ON NOTICE SUPPLEMENTARY INFORMATION**

**Monday, 7 September 2009**


**Minister for Tourism**

*Question No. B8: Hon Ken Travers asked:*

*How the RIA maintains and keeps control of the Rottneest Island Facebook in accordance with the State Records Act 2000?*

Answer:

On the basis that Facebook is a social networking site which relies primarily on 'user generated' content the RIA is of the view that the material would not be considered an RIA 'record', however further clarification on this matter is being sought from the State Records Office.

A handwritten signature in black ink, appearing to read "Guyon Constantine". The signature is written in a cursive style with a large, looped initial 'G'.

**ESTIMATES AND FINANCIAL OPERATIONS COMMITTEE**  
**QUESTIONS ON NOTICE SUPPLEMENTARY INFORMATION**

**Monday, 7 September 2009**


**Minister for Tourism**

*Question No. B9: Hon Ken Travers asked:*

*Whether the RIA Authority had examined the implications of the ownership of images, and other matters, in which they would expect to maintain copyright on the material presented on Facebook?*

Answer:

The RIA has copyright over the images it posts on Facebook, however the public are welcome to access and use these images. The images are also available through other distribution channels.

A handwritten signature in black ink, reading "Lyndal Bantaker". The signature is written in a cursive style with a large loop at the end of the last name.