

LEGISLATIVE COUNCIL STANDING COMMITTEE ON ESTIMATES AND FINANCIAL OPERATIONS

2017-18 ANNUAL REPORTS - QUESTIONS PRIOR TO HEARINGS

Department of Treasury

The Committee asked:

1. We refer to page 237 of the 2017-18 Annual Report on State Finances and ask can you provide a breakdown of Consolidated Account spending by recipient for

(a) the Appropriation Act (No. 1)

Answer: Refer to Attachment A Table 1.

(b) the Appropriation Act (No. 2)

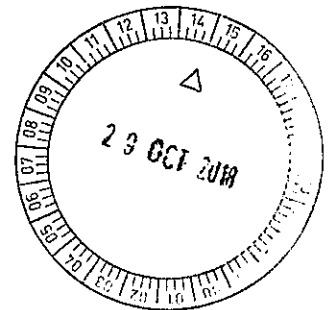
Answer: Refer to Attachment A Table 1.

(c) expenditure under the Treasurer's Advance

Answer: Refer to Attachment A Table 2.

(d) each statute?

Answer: Refer to Attachment A Table 3.



A handwritten signature in black ink, appearing to be "Benjamin".

Table 1

**APPROPRIATION ACT EXPENDITURE  
2017-18**

	Appropriation Act 1	Appropriation Act 2
	\$m	\$m
Department of Health	4,937	186
Department of Education	4,502	222
Treasury	2,212	835
Department of Communities	1,637	6
Western Australian Police Force	1,305	29
Department of Justice	1,217	19
Mental Health Commission	704	-
Department of Training and Workforce Development	352	-(a)
Commissioner of Main Roads	332	-
Department of Finance	310	15
Department of Biodiversity, Conservation and Attractions	254	2
Department of Local Government, Sport and Cultural Industries	244	101
Department of Primary Industries and Regional Development	191	1
Department of Mines, Industry Regulation and Safety	187	-(a)
Department of Jobs, Tourism, Science and Innovation	160	-(a)
Department of the Premier and Cabinet	130	-
Department of Fire and Emergency Services	132	-(a)
Department of Planning, Lands and Heritage	108	2
Department of Water and Environmental Regulation	92	10
Western Australian Sports Centre Trust	75	15
Department of Transport	59	18
Office of the Director of Public Prosecutions	34	-
Western Australian Land Information Authority	31	-
Corruption and Crime Commission	29	-
Public Sector Commission	24	-
Parliamentary Services Department	17	1
Small Business Development Commission	10	-(a)
Department of the Registrar, Western Australian Industrial Relations Commission	9	-
Western Australian Electoral Commission	7	-
Parliamentary Commissioner for Administrative Investigations	7	-
Office of the Auditor General	7	-(a)
Chemistry Centre (WA)	6	1
Department of the Legislative Assembly	6	-
Western Australian Planning Commission	6	6
Commissioner for Equal Opportunity	4	-
Office of the Government Chief Information Commissioner	3	-
National Trust of Australia (WA)	3	-(a)
Office of the Inspector of Custodial Services	3	-
Commissioner for Children and Young People	3	-
Economic Regulation Authority	3	-
Office of the Information Commissioner	2	-
Governor's Establishment	1	1
Heritage Council of Western Australia	1	-
Salaries and Allowances Tribunal	1	-
Parliamentary Inspector of the Corruption and Crime Commission	1	-
Rural Business Development Commission	-(a)	-
Public Transport Authority	-	160
<b>GRAND TOTAL</b>	<b>19,367</b>	<b>1,633</b>

(a) Amount less than \$500,000.

Table 2

**EXPENDITURE UNDER THE TREASURER'S ADVANCE  
2017-18**

	Recurrent expenditure (Approp Act 1)	Capital expenditure (Approp Act 2)
	\$m	\$m
Department of Mines, Industry Regulation and Safety	14	-
Department of Local Government, Sport and Cultural Industries	11	-
Metropolitan Redevelopment Authority	8	-
Department of the Premier and Cabinet	3	-
Western Australian Land Authority	2	_(a)
Department of Justice	2	-
Department of Fire and Emergency Services	2	-
Forest Products Commission	1	1
Office of the Director of Public Prosecutions	1	-
Western Australian Sports Centre Trust	1	-
Department of Health	-	14
Pilbara Ports Authority	-	7
Western Australian Police Force	-	7
Treasury Administered	-	6
Governor's Establishment	-	3
Chemistry Centre (WA)	-	1
Kimberley Port Authority	-	_(a)
<b>TOTAL</b>	<b>43</b>	<b>39</b>

(a) Amount less than \$500,000.

**AMOUNTS AUTHORISED BY OTHER STATUTES  
2017-18**

	2017-18 \$m
<i>Salaries and Allowances Act 1975</i>	
Department of Justice	33
Department of the Legislative Assembly	21
Department of the Legislative Council	13
Western Australian Police Force	5
Office of the Director of Public Prosecutions	4
Department of Primary Industries and Regional Development	3
Department of the Registrar, Western Australian Industrial Relations Commission	2
Department of the Premier and Cabinet	2
Department of Mines, Industry Regulation and Safety	2
Department of Training and Workforce Development	2
Department of Finance	2
Department of Education	2
Department of Treasury	1
Department of Transport	1
Department of Fire and Emergency Services	1
Department of Local Government, Sport and Cultural Industries	1
Department of Planning, Lands and Heritage	1
Mental Health Commission	1
Public Sector Commission	1
Office of the Auditor General	1
Department of Health	1
Department of Jobs, Tourism, Science and Innovation	1
Governor's Establishment	1
Department of Communities	1
Commissioner of Main Roads	.(a)
Western Australian Electoral Commission	.(a)
Department of Water and Environmental Regulation	.(a)
Department of Biodiversity, Conservation and Attractions	.(a)
Public Transport Authority	.(a)
Western Australian Land Information Authority	.(a)
Small Business Development Commission	.(a)
Commission for Children and Young People	.(a)
Chemistry Centre (WA)	.(a)
Office of the Inspector of Custodial Services	.(a)
<b>TOTAL</b>	<b>101</b>
<i>First Home Owner Grant Act 2000</i>	
Department of Finance	91
<b>TOTAL</b>	<b>91</b>
<i>Corruption and Crime Commission Act 2003</i>	
Corruption and Crime Commission	1
Parliamentary Inspector of the Corruption and Crime Commission	.(a)
<b>TOTAL</b>	<b>1</b>
<i>Criminal Injuries Compensation Act 2003</i>	
Department of Justice	27
<b>TOTAL</b>	<b>27</b>
<i>District Court of WA Act 1969</i>	
Department of Justice	13
<b>TOTAL</b>	<b>13</b>

(a) Amount less than \$500,000.

**AMOUNTS AUTHORISED BY OTHER STATUTES  
2017-18**

Table 3 (cont.)

	2017-18 \$m
<i>Judges Salaries and Pensions Act 1950</i>	
Department of Justice	26
<b>TOTAL</b>	<b>26</b>
<i>Solicitor General Act 1969</i>	
Department of Justice	1
<b>TOTAL</b>	<b>1</b>
<i>State Administrative Tribunal Act 2004</i>	
Department of Justice	6
<b>TOTAL</b>	<b>6</b>
<i>Suitor's Fund Act 1964</i>	
Department of Justice	_(a)
<b>TOTAL</b>	<b>_(a)</b>
<i>Children's Court of WA Act 1988</i>	
Department of Justice	_(a)
<b>TOTAL</b>	<b>_(a)</b>
<i>Freedom of Information Act 1992</i>	
Office of the Information Commissioner	_(a)
<b>TOTAL</b>	<b>_(a)</b>
<i>Governor's Establishment Act 1992</i>	
Governor's Establishment	3
<b>TOTAL</b>	<b>3</b>
<i>Industrial Relations Act 1979</i>	
Western Australian Electoral Commission	_(a)
<b>TOTAL</b>	<b>_(a)</b>
<i>Biosecurity and Agricultural Management Act 2007</i>	
Department of Primary Industries and Regional Development	2
<b>TOTAL</b>	<b>2</b>
<i>Lotteries Commission Act 1990</i>	
WA Health	123
Department of Local Government, Sport and Cultural Industries	31
<b>TOTAL</b>	<b>154</b>
<i>Metropolitan Regional Improvement Act 1959</i>	
Western Australian Planning Commission	93
<b>TOTAL</b>	<b>93</b>
<i>Parliamentary Commissioners Act 1971</i>	
Parliamentary Commissioner for Administrative Investigations	1
<b>TOTAL</b>	<b>1</b>
<i>Petroleum (submerged lands) Act 1982</i>	
Department of Mines, Industry Regulation and Safety	_(a)
<b>TOTAL</b>	<b>_(a)</b>
<i>Road Traffic Act 1974 (recurrent)</i>	
Commissioner of Main Roads	565
<b>TOTAL</b>	<b>565</b>
<i>Parliamentary Superannuation Act 1970</i>	
Government Employees Superannuation Board	10
<b>TOTAL</b>	<b>10</b>

(a) Amount less than \$500,000.

**AMOUNTS AUTHORISED BY OTHER STATUTES  
2017-18**

	2017-18
	\$m
<i>State Super Act 2000</i>	
Government Employees Superannuation Board	616
<b>TOTAL</b>	<b>616</b>
<i>Unclaimed Money Act 1990</i>	
Department of Treasury	1
<b>TOTAL</b>	<b>1</b>
<i>WA Health Promotion Foundation Act 2016</i>	
WA Health Promotion Foundation	24
<b>TOTAL</b>	<b>24</b>
<i>Loan Acts</i>	
Western Australian Treasury Corporation	743
<b>TOTAL</b>	<b>743</b>
<i>Road Traffic Act 1974 (capital)</i>	
Commissioner of Main Roads	337
<b>TOTAL</b>	<b>337</b>
<b>Total Authorised by other Statutes</b>	
Commissioner of Main Roads	902
Western Australia Treasury Corporation	743
Government Employees Superannuation Board	626
WA Health	124
Department of Justice	104
Western Australian Planning Commission	93
Department of Finance	93
Department of Local Government, Sport and Cultural Industries	32
WA Health Promotion Foundation	24
Department of the Legislative Assembly	21
Department of the Legislative Council	13
Department of Primary Industries and Regional Development	5
Western Australian Police Force	5
Governor's Establishment	4
Office of the Director of Public Prosecutions	4
Department of the Registrar, Western Australian Industrial Relations Commission	2
Department of Mines, Industry Regulation and Safety	2
Department of the Premier and Cabinet	2
Department of Training and Workforce Development	2
Department of Education	2
Department of Treasury	1
Treasury Administered	1
Department of Transport	1
Department of Fire and Emergency Services	1
Department of Planning, Lands and Heritage	1
Mental Health Commission	1
Public Sector Commission	1
Office of the Auditor General	1
Department of Jobs, Tourism, Science and Innovation	1
Parliamentary Commissioner for Administrative Investigations	1
Department of Communities	1
Corruption and Crime Commission	1
Western Australian Electoral Commission	.(a)
Department of Water and Environmental Regulation	.(a)
Department of Biodiversity, Conservation and Attractions	.(a)
Public Transport Authority	.(a)

(a) Amount less than \$500,000.

**AMOUNTS AUTHORISED BY OTHER STATUTES  
2017-18**

	<b>2017-18</b>
	<b>\$m</b>
Western Australian Land Information Authority	_(a)
Office of the Information Commissioner	_(a)
Small Business Development Commission	_(a)
Commissioner for Children and Young People	_(a)
Chemistry Centre (WA)	_(a)
Office of the Inspector of Custodial Services	_(a)
Parliamentary Inspector of the Corruption and Crime Commission	_(a)
<b>TOTAL</b>	<b>2,818</b>
<i>Financing Activities</i>	
Department of Treasury	108
<b>TOTAL</b>	<b>108</b>

(a) Amount less than \$500,000.

**LEGISLATIVE COUNCIL STANDING COMMITTEE ON ESTIMATES AND FINANCIAL OPERATIONS**

**2017-18 ANNUAL REPORTS - QUESTIONS PRIOR TO HEARINGS**

**Department of Treasury**

**The Committee asked:**

2. For each matter that had an impact in 2017-18, how much was spent on
- (a) each spending change identified in the 2017-18 Budget and the 2018-19 Budget

Answer: Treasury's Budget systems do not hold this level of data for other agencies. The Department can only provide detailed information on the Spending Changes identified in Budget Paper Number 2 for this Department.

**2017-18 Budget**

2017-18 Streamlined Budget Process incentive funding – 2017/18 \$384,000;

Freeze Salaries and Allowances Tribunal Determined Salaries (reduction) – 2017/18 (\$25,000), 2018/19 (\$51,000), 2019/20 (\$77,000), 2020/21 (\$104,000); and

Revision to Indexation for Non-Salary Expenses (reduction) – 2018/19 (\$289,000), 2019/20 (\$408,000), 2020/21 (\$527,000).

**2018-19 Budget**

**Election Commitments**

Public Sector Reform – 2018/19 \$1,590,000, 2019/20 \$1,604,000, 2020/21 \$1,335,000, 2021/22 \$1,346,000;

Senior Executive Service (reduction) – 2018/19 (\$1,000,000), 2019/20 (\$1,000,000), 2020/21 (\$1,000,000), 2021/22 (\$1,000,000);

**Other**

Government Office Accommodation Reform Program (reduction) – 2018/19 (\$822,000), 2019/20 (\$831,000), 2020/21 (\$840,000), 2021/22 (\$849,000);

New Public Sector Wages Policy (reduction) – 2018/19 (\$453,000), 2019/20 (\$728,000), 2020/21 (\$1,009,000);

State Fleet Policy and Procurement Initiatives (reduction) – 2018/19 (\$44,000), 2019/20 (\$44,000), 2020/21 (\$47,000), 2021/22 (\$53,000); and

Voluntary Targeted Separation Scheme (reduction) – 2018/19 (\$890,000), 2019/20 (\$898,000), 2020/21 (\$905,000), 2021/22 (\$917,000).

- (b) each capital project listed in the 2018-19 Budget asset investment program?


Answer: Treasury's Budget systems do not hold this level of project data for other agencies. The Department can only provide detailed information on the Asset Information Program projects identified in Budget Paper Number 2 for this Department.

**2017/18**

Information and Communications Technology – 2017/18 \$10,000.

**2018/19**

ICT Replacement/Upgrade – 2018/19 Program \$800,000, 2019/20 Program \$400,000, 2020/21 \$400,000, 2021/22 \$400,000.

  
Page 1 of 1



**LEGISLATIVE COUNCIL STANDING COMMITTEE ON ESTIMATES AND FINANCIAL OPERATIONS**

**2017-18 ANNUAL REPORTS - QUESTIONS PRIOR TO HEARINGS**

**Department of Treasury**

**The Committee asked:**


3. How frequently do you review your

(a) key performance indicators

Answer: We assess our key performance indicators for relevance and appropriateness each year against our current Outcome Based Management (OBM) Structure and Government Goals. We perform a review of our OBM Structure and key performance indicators every three to four years.

(b) key performance indicator targets?

Answer: We assess our key performance indicator targets each year to ensure they are still relevant and appropriate.

A handwritten signature in black ink, appearing to read "Benjamin".

**LEGISLATIVE COUNCIL STANDING COMMITTEE ON ESTIMATES AND FINANCIAL OPERATIONS**


**2017-18 ANNUAL REPORTS - QUESTIONS PRIOR TO HEARINGS**

**Department of Treasury**

**The Committee asked:**

4. When were your key performance indicators last reviewed?

Answer: The Outcome Based Management Structure and key performance indicators were last reviewed on 7 April 2015.

A handwritten signature in black ink, appearing to be 'B. Napier', is written in the center of the page.

**LEGISLATIVE COUNCIL STANDING COMMITTEE ON ESTIMATES AND FINANCIAL OPERATIONS**


**2017-18 ANNUAL REPORTS - QUESTIONS PRIOR TO HEARINGS**

**Department of Treasury**

**The Committee asked:**

5. Can you provide any documentation from your last review of your key performance indicators?

Answer: Yes we can provide documentation from our last key performance indicators review.  
Refer to Attachment B.

A handwritten signature in black ink, appearing to read "B. Smith", is written on the page. The signature is stylized and cursive.



Government of **Western Australia**  
Department of **Treasury**

Our ref : 00263544  
Enquiries : Shaun McLeod  
Telephone : 6551 2468

Mr Michael Barnes  
Acting Under Treasurer  
Department of Treasury  
140 William Street  
PERTH WA 6000

Dear Mr Barnes

**DEPARTMENT OF TREASURY OUTCOME BASED MANAGEMENT (OBM)  
REVIEW**

I confirm my – as required under Treasurers Instruction 904 – approval to the Revised OBM Structure (Attachment A), under my delegated authority, which will apply from the 2014-15 reporting period.

The OBM structure must be disclosed in line with the annual reporting requirements outlined in the Treasurer's Instruction 904, which includes disclosure of the Key Performance Indicators in the Agency Performance section of the annual report.

The new OBM Structure will now be mapped in the Budget Collection Module. This will ensure your agency will report against their new OBM framework for inclusion in the 2015-16 Budget Statements.

Furthermore, it is expected that where practicable comparative information for preceding years will need to be disclosed in your agency's 2015-16 Budget Statements and 2014-15 annual report.

For further clarification please refer to Treasurers Instruction 904 or alternatively contact your Treasury agency analyst.

Yours sincerely

A handwritten signature in black ink, appearing to read "Michael Court".

Michael Court  
ACTING DEPUTY UNDER TREASURER

7 April 2015

Att.

<b>Department of Treasury</b> <b>PROPOSED OUTCOME BASED MANAGEMENT STRUCTURE</b>
<p><b>GOVERNMENT GOALS</b></p> <ol style="list-style-type: none"> <li>1. Financial and Economic Responsibility.</li> <li>2. Results-Based Service Delivery.</li> <li>3. State Building – Major Projects.</li> </ol>
<p><b>AGENCY LEVEL GOVERNMENT DESIRED OUTCOMES</b></p> <ol style="list-style-type: none"> <li>1. Sustainable and transparent public sector finances.</li> <li>2. A strong and competitive State economy.</li> <li>3. Value for money outcomes in service delivery and infrastructure provision.</li> <li>4. Value for money from the management of the Government's non-residential building and public works.</li> </ol>
<p><b>KEY EFFECTIVENESS INDICATORS</b></p> <p><b><i>Outcome 1: Sustainable and transparent public sector finances.</i></b></p> <p>Status of the State's Credit rating.</p> <p>Unqualified audit opinion on the Annual Report on State Finances</p> <p>Percentage of approved Asset Sales Program completed within agreed timeframes</p> <p><b><i>Outcome 2: A strong and competitive State economy.</i></b></p> <p>Accuracy of general government revenue forecasts:</p> <ol style="list-style-type: none"> <li>a) Tax revenue;</li> <li>b) Mining revenue.</li> </ol> <p>Accuracy of key economic forecasts:</p> <ol style="list-style-type: none"> <li>a) Employment growth;</li> <li>b) Real State Final Demand growth</li> </ol> <p><b><i>Outcome 3: Value for money outcomes in service delivery and infrastructure provision.</i></b></p> <p>Percentage of the Department's material resource allocation recommendations complying with the service provision analysis framework</p> <p>Percentage of highest value agencies complying with the Strategic Asset Management framework or equivalent accredited mechanism.</p>

<b>Department of Treasury</b> <b>PROPOSED OUTCOME BASED MANAGEMENT STRUCTURE</b>
<p><b>Outcome 4: Value for money from the management of the Government's non-residential building and public works.</b></p> <p>Percentage of significant projects in the New Buildings program delivered within approved:</p> <ul style="list-style-type: none"><li>a) Budget;</li><li>b) Timeframe</li></ul>
<p><b>SERVICES</b></p> <ul style="list-style-type: none"><li>1. Financial Management and Reporting.</li><li>2. Manage the Government's Asset Sales Program (excluding land sales).</li><li>3. Economic and Revenue forecasts and Policy Development.</li><li>4. Evaluation and Planning of Government Service Delivery and Infrastructure Provision.</li><li>5. Leads the Planning and Delivery of New Government Buildings.</li></ul>
<p><b>KEY EFFICIENCY INDICATORS</b></p> <p><b>Service 1: Financial Management and Reporting.</b> Percentage of Financial Reports Released as per Agreed Timeframes.</p> <p><b>Service 2: Manage the Government's Asset Sales Program (excluding land sales).</b> Percentage of approved Asset Sales program completed within agreed budgets.</p> <p><b>Service 3: Economic and Revenue forecasts and Policy Development.</b> Number of Ministerials, Briefings or Reports Provided on Economic Issues.</p> <p><b>Service 4: Evaluation and Planning of Government Service Delivery and Infrastructure Provision.</b> Number of Economic and Expenditure Reform Committee papers on Service Delivery and Infrastructure Advice.</p> <p><b>Service 5: Leads the Planning and Delivery of New Government Buildings.</b> Cost as a Percentage of the Total Annual Value of the Planning and Delivery of Capital Works Projects.</p>

**LEGISLATIVE COUNCIL STANDING COMMITTEE ON ESTIMATES AND FINANCIAL OPERATIONS**


**2017-18 ANNUAL REPORTS - QUESTIONS PRIOR TO HEARINGS**

**Department of Treasury**

**The Committee asked:**

6. Can you list any new key performance indicators for this year?

Answer: Key Effectiveness Indicator – Percentage of advice provided to ERC at least 5 working days prior to their consideration.

A handwritten signature in black ink, appearing to read "Joseph", is written in a cursive style. To the left of the signature, there are two small, empty circles stacked vertically.