

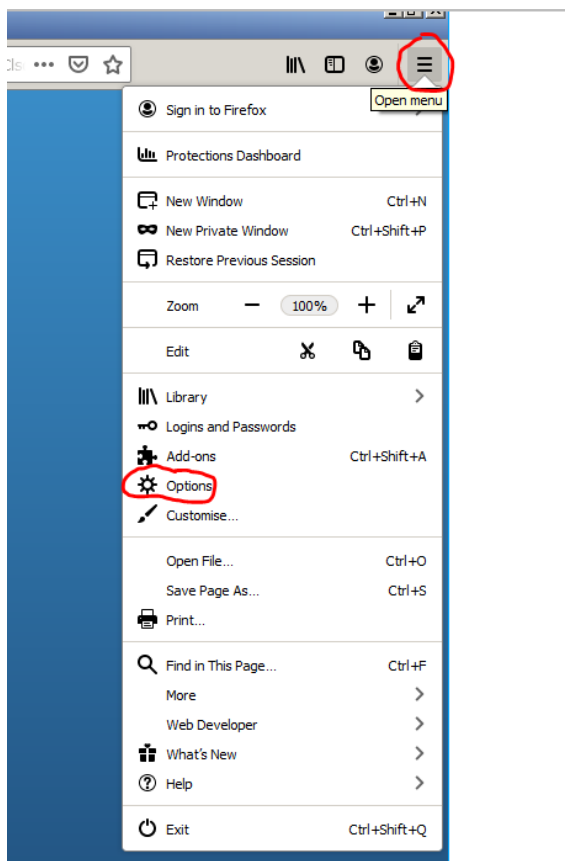
Firefox issues accessing Parliament of WA Committee Broadcasts.

Please note: The version of Firefox that these settings relate to are for version 79.0 or later. If you have an earlier version, please consider updating your browser before proceeding.

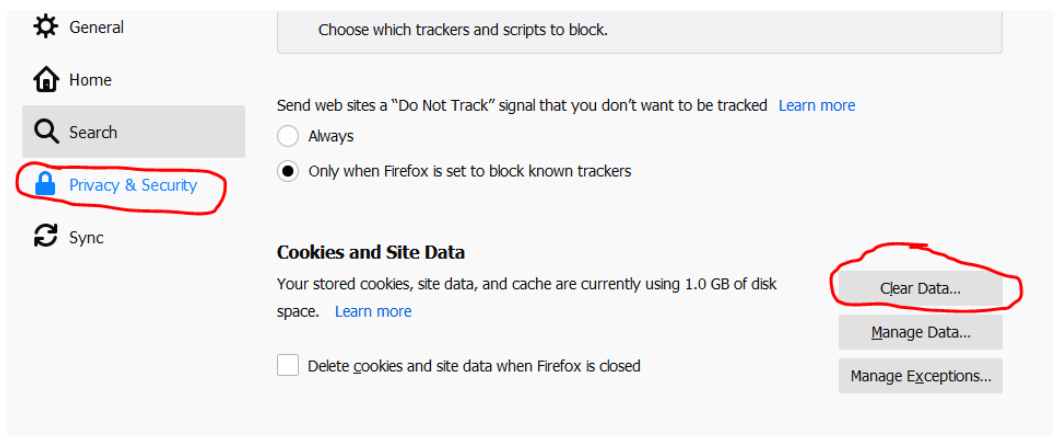
<https://www.mozilla.org/en-US/firefox/new/>



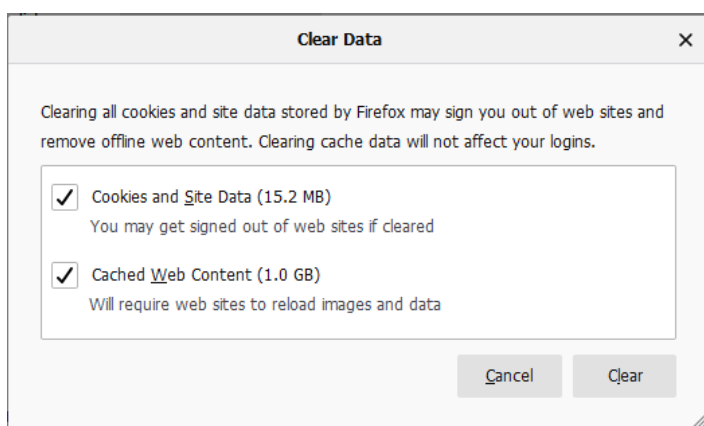
If you cannot view the Committee Broadcast in Firefox, go to the Open Menu icon located near the top right hand corner of the browser window followed by the Options menu item.



On the Options window, select Privacy & Security from the left hand menu and locate the Cookies and Site Data section and click on Clear Data



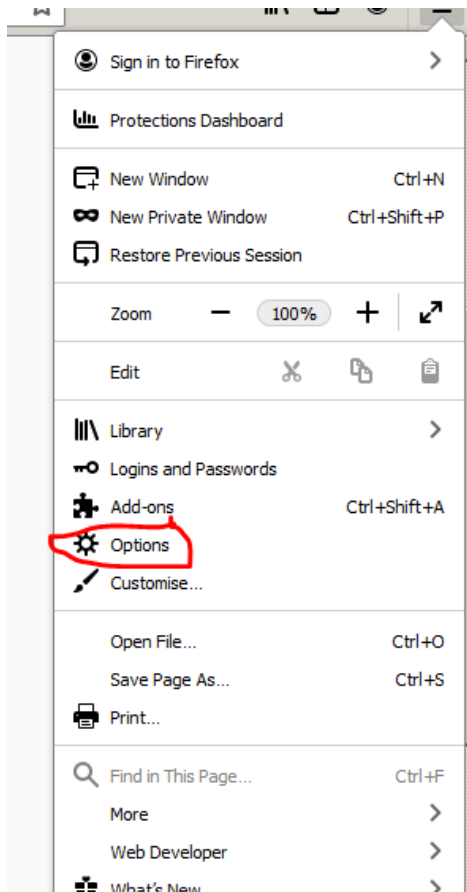
On the Clear Data window, ensure that both boxes are ticked and click Clear.



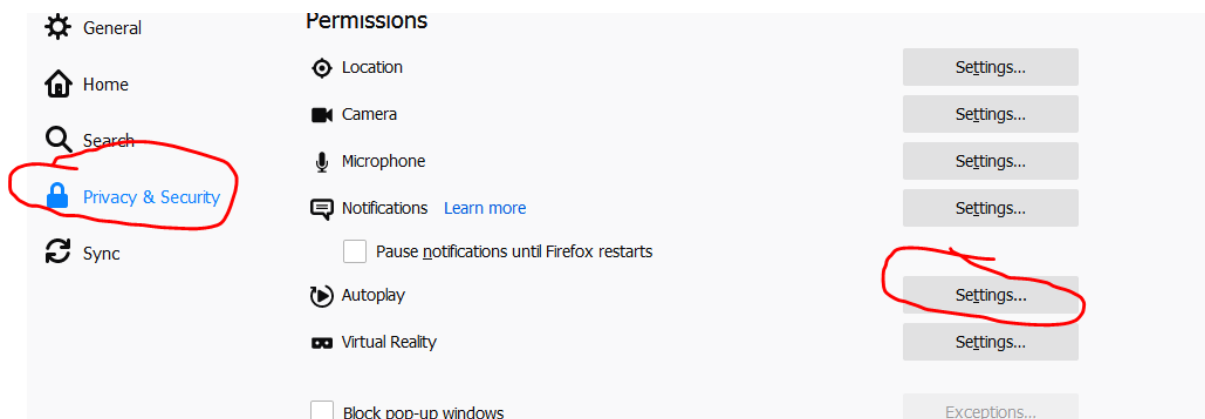
Close the Options page and click on SHIFT and F5 to refresh the page.

If the video still does not display, please continue...

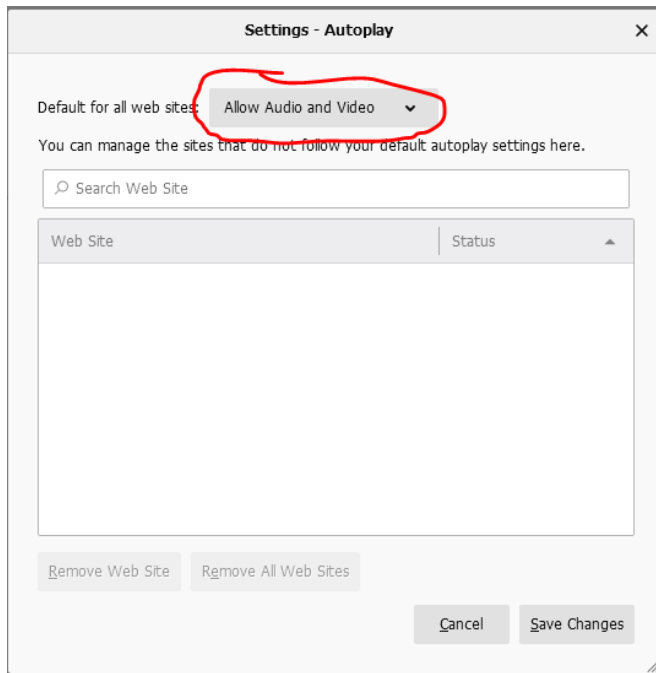
Make sure your options to play video and audio is active buy clicking on the Menu icon, located in the top right hand corner and select Options again...



Then go to Privacy and Security and locate the Permissions section and click on the Autoplay Settings...



Make sure the option to Allow all Audio and Video is selected.



Save Changes and return to the Committee video. Press SHIFT and F5 to refresh the screen.

There are numerous different individual settings on your browser that could affect the playing of a video. These two were the main fixes that resulted in fixing the majority of issues, but it is not everything. If you are still having issues, please call the Parliament service desk on 9222 7200 and explain that you have tried both these options for Firefox and you are still experiencing issues. We will try our best to troubleshoot.

Thank You.