












# Baldivis District Result 2017

**Count Status:** Results Declared

**Count Progress:**  85.13%

\* This percent will only reach 100% if all eligible electors vote.

Two Candidate Preferred (after full distribution of preferences)		
Candidate	Votes	% Votes
WHITFIELD - IND	10,695	 42.78%
WHITBY - ALP	14,306	 57.22%

Results by Candidate			
Candidate	Party	Votes Counted	% Valid Votes
GEORGE	LIB	3,571	 14.28%
SUMMERS	IND	237	 0.95%
FEGBANK	GRN	1,412	 5.65%
WHITFIELD	IND	5,346	 21.37%
ZURAKOWSKI	PHON	1,854	 7.41%
WHITBY	ALP	11,339	 45.33%
HOLMES	ACP	614	 2.45%
MAKKAR	MBP	249	 1.00%
HAMERSLEY	IND	390	 1.56%
Total Valid Votes		25,012	
Informal		1,188	
<b>Total</b>		<b>26,200</b>	

Distribution of Preferences												
Distribution Level	GEORGE LIB	SUMMERS IND	FEGEBANK GRN	WHITFIELD IND	ZURAKOWSKI PHON	WHITBY ALP	HOLMES ACP	MAKKAR MBP	HAMERSLEY IND	Valid Votes	Exhausted	Total Votes
First Preference	3,571	237	1,412	5,346	1,854	11,339	614	249	390	25,012	0	25,012
Distribution 1	32	-237	33	94	8	18	6	3	43	0	0	0
Progressive Total 1	3,603	0	1,445	5,440	1,862	11,357	620	252	433	25,012	0	25,012
Distribution 2	40	0	17	40	14	82	21	-252	38	0	0	0
Progressive Total 2	3,643	0	1,462	5,480	1,876	11,439	641	0	471	25,012	0	25,012
Distribution 3	51	0	49	160	25	121	65	0	-471	0	0	0
Progressive Total 3	3,694	0	1,511	5,640	1,901	11,560	706	0	0	25,012	0	25,012
Distribution 4	302	0	34	142	81	147	-706	0	0	0	0	0
Progressive Total 4	3,996	0	1,545	5,782	1,982	11,707	0	0	0	25,012	0	25,012
Distribution 5	149	0	-1,545	435	92	868	0	0	0	-1	1	0
Progressive Total 5	4,145	0	0	6,217	2,074	12,575	0	0	0	25,011	1	25,012
Distribution 6	715	0	0	780	-2,074	578	0	0	0	-1	1	0
Progressive Total 6	4,860	0	0	6,997	0	13,153	0	0	0	25,010	2	25,012
Distribution 7	-4,860	0	0	3,698	0	1,153	0	0	0	-9	9	0
<b>Total</b>	<b>0</b>	<b>0</b>	<b>0</b>	<b>10,695</b>	<b>0</b>	<b>14,306</b>	<b>0</b>	<b>0</b>	<b>0</b>	<b>25,001</b>	<b>11</b>	<b>25,012</b>

Results by Polling Place											
Polling Place	GEORGE LIB	SUMMERS IND	FEGBANK GRN	WHITFIELD IND	ZURAKOWSKI PHON	WHITBY ALP	HOLMES ACP	MAKKAR MBP	HAMERSLEY IND	Informal	Total Votes
Baldivis Primary School	296	24	105	556	129	818	46	16	39	99	2,128
Bertram Primary School	298	32	146	170	119	1,004	45	47	25	118	2,004
East Waikiki Primary School	38	7	20	81	29	272	8	2	7	19	483
Leda Primary School	133	12	82	109	63	557	34	9	11	58	1,068
Makybe Rise Primary School	184	8	58	471	83	523	29	14	29	44	1,443
Peter Carnley Anglican Community School	142	8	77	142	48	382	19	16	10	28	872
Rivergums Primary School	86	5	35	285	27	272	22	7	15	41	795
Rockingham John Calvin School	40	1	5	52	7	80	78	3	2	10	278
South Coast Baptist College	156	4	65	182	95	669	34	5	17	71	1,298
The Kings College	73	3	25	45	28	165	18	12	5	19	393
Tranby College	381	22	107	678	218	998	60	7	37	95	2,603
Tuart Rise Primary School	80	7	47	416	52	322	14	2	8	42	990
Waikiki Primary School	40	4	21	135	19	221	8	4	4	29	485
Special Institutions, Hospitals & Remotes	5	0	0	3	1	15	0	0	1	1	26
Absent Votes	542	48	320	357	313	1,887	85	42	70	253	3,917
Early Votes (by Post)	298	14	74	405	200	735	32	17	22	45	1,842
Early Votes (In Person)	777	38	222	1,258	421	2,411	82	43	88	215	5,555
Provisional Votes	2	0	3	1	2	8	0	3	0	1	20
<b>Total Votes</b>	<b>3,571</b>	<b>237</b>	<b>1,412</b>	<b>5,346</b>	<b>1,854</b>	<b>11,339</b>	<b>614</b>	<b>249</b>	<b>390</b>	<b>1,188</b>	<b>26,200</b>